

# AXIS-P

## Medium pressure axial fans

### Use

The fans are used:

- as a part of a smoke extraction system for air pressurization to create a positive air pressure differential in stairway enclosures, airlock vestibules and lift shafts, to prevent spreading of smoke in premises, protect people using evacuation routes from fire hazards and enable conditions for fire-extinguishing measures.
- in general ventilation systems in industrial, administrative and residential buildings.



**Air flow:**  
up to 120 000 m<sup>3</sup>/h



### Design

- The metal casing with rolled flanges helps achieve outstanding rigidity and minimum clearances between the casing and the blades. There is an inspection hatch in the casing for easy maintenance.
- All the casing components are powder coated for improved protection against the environmental effects.
- The weight of the fans may differ from the one stated in the catalogue and depends on the components used (motor, terminal box, etc.).

### Motor

- The fans are equipped with three-phase (400 V/50 Hz) single-speed 2-, 4- or 6-pole electric motors.
- Motor with energy efficiency class IE3 on request.
- Motor ingress protection rating is IP55.

### Impeller

- Depending on the size and the required air capacity the fans are equipped with impellers with 6 or 8 blades angled from 20° to 50° with variation from 2.5 up to 5° to ensure precise matching of fans with the operating point.
- The specially designed impeller blades ensure high efficiency of the fan while keeping noise well under control. The impellers are dynamically balanced. Low weight and low moment of the impeller inertia help reduce the fan start-up time.
- The fan blades can be made of the following materials:
  - PAG – fiberglass reinforced polyamide
  - AL – aluminium
- Please confirm the blade material while placing your order.

### Mounting

- The fans can be mounted on any flat surface or directly into a ventilation duct. The units are suitable for both horizontal and vertical configurations. In-duct installation requires flanges to attach the fan to the ductwork.
- To attach the fan to the floor, the wall or the ceiling use the O-AF carriers (not included as standard, should be purchased separately).
- The units are suitable for installation on rooftops to provide direct supply of outdoor air to the stairway areas.

## Designation key

Casing
Motor
Impeller
Modification  
**AXIS-P 630K - 2D / 5.5 - 8 / 35 / AL - U 1 - K**

**Axis-P:**  
axial pressurisation fan

---

**Standard size (duct diameter) [mm]**

**Modification:**  
 \_: standard casing  
**K:** shortened casing

---

**Number of motor poles**

**Motor phase:**  
**E:** single-phase  
**D:** three-phase

---

**Motor power [kW]**

**Number of impeller blades [items]**

**Blade setting angle [°]**

**Blade material**  
**PAG:** fiberglass reinforced polyamide  
**AL:** aluminium

---

**Climatic category:**  
**U:** moderate climate (-40 ... +40 °C)  
**HL:** cold climate (-60 ... +40 °C)  
**UHL:** moderate and cold climate (-60 ... +40 °C)  
**T:** tropical climate (-10 ... +50 °C)  
**M:** maritime moderately cold climate (-40 ... +40 °C)  
**O:** general climatic modification (except maritime climate) (-60 ... +50 °C)  
**OM:** general maritime climatic modification (-40 ... +40 °C)  
**V:** universal climatic modification (-60 ... +50 °C)

---

**Placement category:**  
**1:** outdoors  
**2:** under a shed or indoors with the same conditions as outdoors except solar radiation and precipitation  
**3:** in closed rooms without artificial climate control  
**4:** in closed rooms with artificial climate control (ventilation, heating)  
**5:** in rooms with high levels of humidity, without climate control

---

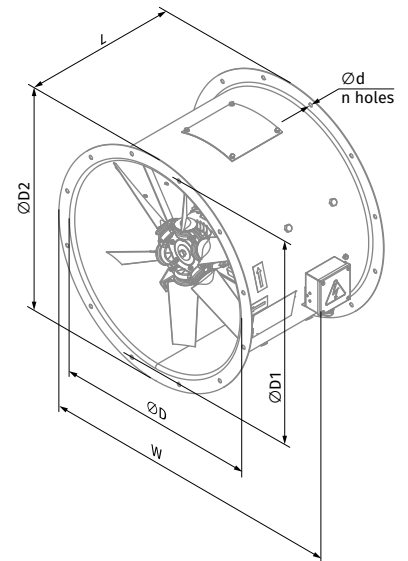
**Terminal box:**  
 \_: electric connection through the terminal box on the motor  
**K:** external terminal box on the fan casing

MEDIUM PRESSURE AXIAL FANS

## Overall dimensions [mm]

Model	∅ D	∅ D1	∅ D2	∅ d	n	W*
Axis-FP 400...	400	450	490	8	12	480
Axis-FP 450...	450	500	540	8	12	525
Axis-FP 500...	500	560	600	12	12	575
Axis-FP 560...	560	620	660	12	12	590
Axis-FP 630...	630	690	730	12	12	650
Axis-FP 710...	710	770	810	12	16	765
Axis-FP 800...	800	860	900	12	16	845
Axis-FP 900...	900	970	1015	15	16	985
Axis-FP 1000...	1000	1070	1115	15	16	1080
Axis-FP 1120...	1120	1190	1270	15	20	1210
Axis-FP 1250...	1250	1320	1400	15	20	1330

\*Dimensions specified for fan with terminal box



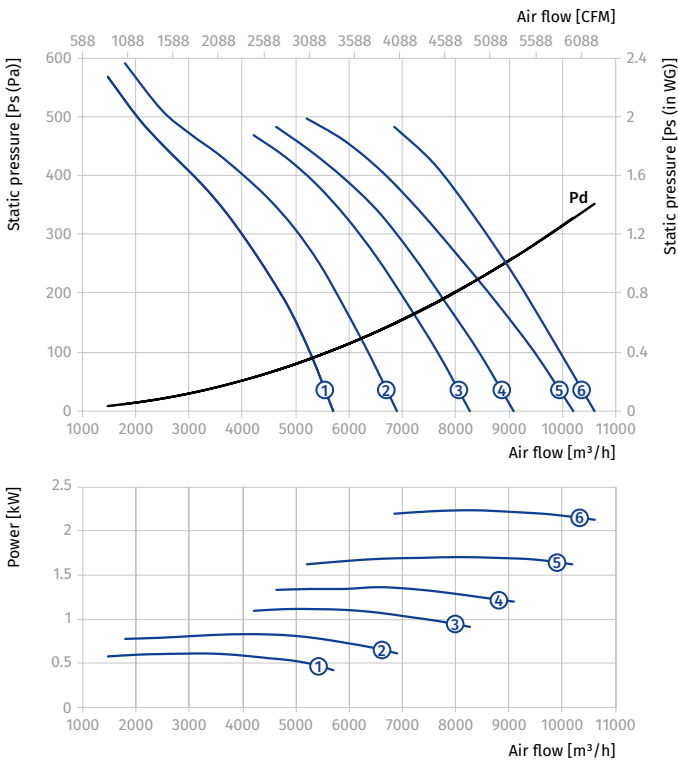
**Technical data**

**AXIS-P 400**

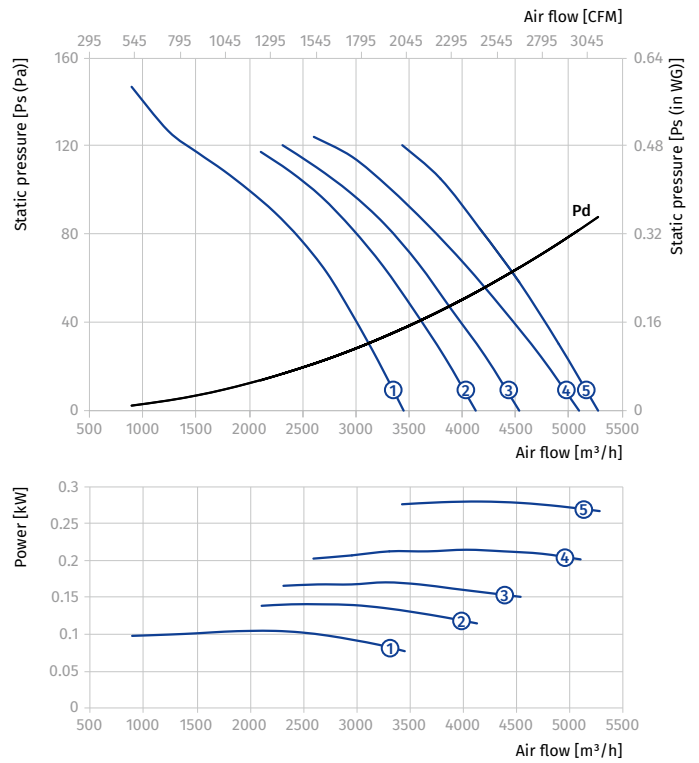
Size	Number of poles	Voltage [V/50 Hz]	Fan model with aluminum impeller (AL)	Fan model with fiberglass reinforced polyamide impeller (PAG)	Installed motor power Ny [kW]	RPM [min <sup>-1</sup> ]	Number of blades	Blade setting angle [°]	Weight [kg]	Length L [mm]	Curve number on graph
<b>Axis-P 400-2D</b>											
400	2	3~400	Axis-P 400-2D/0.55-6/25/AL	Axis-P 400-2D/0.55-6/25/PAG	0.55	2880	6	25	23.4	350	①
			Axis-P 400-2D/0.75-6/30/AL	Axis-P 400-2D/0.75-6/30/PAG	0.75	2880	6	30	26.5	350 (450*)	②
			Axis-P 400-2D/1.1-6/35/AL	Axis-P 400-2D/1.1-6/35/PAG	1.1	2880	6	35	27.0	450	③
			Axis-P 400-2D/1.5-6/40/AL	Axis-P 400-2D/1.5-6/40/PAG	1.5	2880	6	40	32.5	450	④
			Axis-P 400-2D/2.2-6/45/AL	Axis-P 400-2D/2.2-6/45/PAG	2.2	2880	6	45	34.5	450	⑤
			Axis-P 400-2D/2.2-8/45/AL	Axis-P 400-2D/2.2-8/45/PAG	2.2	2880	8	45	35.0	450	⑥
<b>Axis-P 400-4D</b>											
400	4	3~400	Axis-P 400-4D/0.12-6/30/AL	Axis-P 400-4D/0.12-6/30/PAG	0.12	1440	6	30	19.5	350	①
			Axis-P 400-4D/0.18-6/35/AL	Axis-P 400-4D/0.18-6/35/PAG	0.18	1440	6	35	19.8	350	②
			Axis-P 400-4D/0.18-6/40/AL	Axis-P 400-4D/0.18-6/40/PAG	0.18	1440	6	40	19.8	350	③
			Axis-P 400-4D/0.25-6/45/AL	Axis-P 400-4D/0.25-6/45/PAG	0.25	1440	6	45	23.2	350	④
			Axis-P 400-4D/0.37-8/45/AL	Axis-P 400-4D/0.37-8/45/PAG	0.37	1440	8	45	23.9	350	⑤

\*With IE3 energy efficiency motor

Standard size: 400  
Number of poles: 2



Standard size: 400  
Number of poles: 4

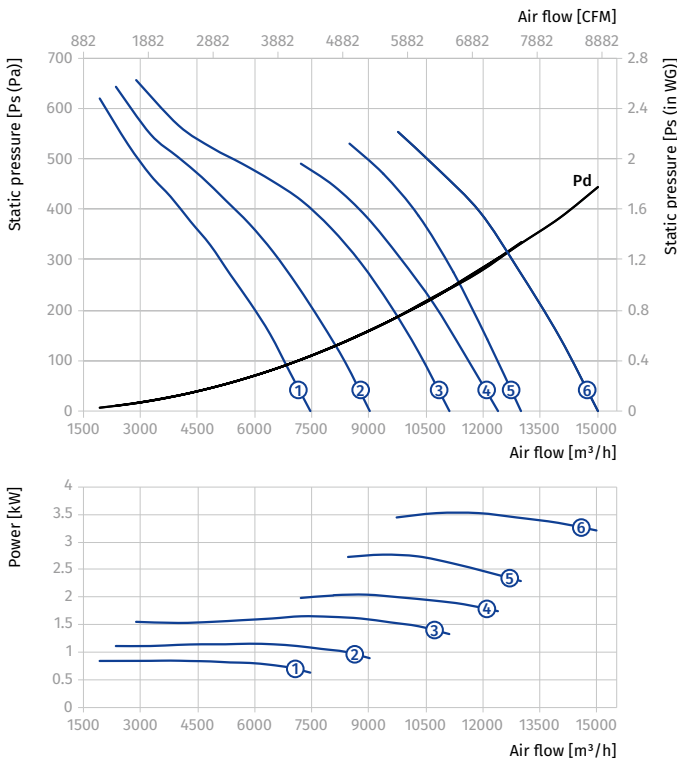


**AXIS-P 450**

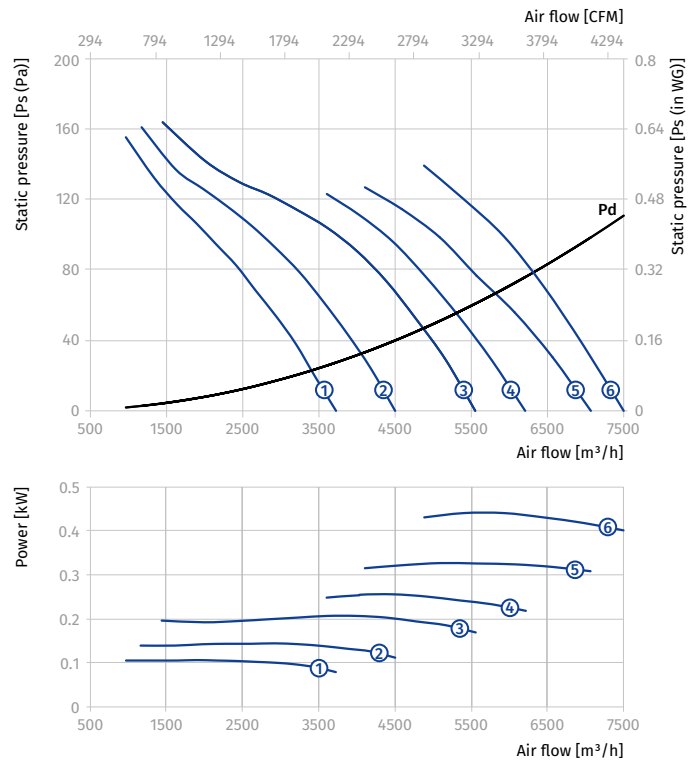
Size	Number of poles	Voltage [V/50 Hz]	Fan model with aluminum impeller (AL)	Fan model with fiberglass reinforced polyamide impeller (PAG)	Installed motor power Ny [kW]	RPM [min <sup>-1</sup> ]	Number of blades	Blade setting angle [°]	Weight [kg]	Length L [mm]	Curve number on graph
<b>Axis-P 450-2D</b>											
450	2	3~400	Axis-P 450-2D/0.75-6/25/AL	Axis-P 450-2D/0.75-6/25/PAG	0.75	2880	6	25	36.1	350 (450*)	①
			Axis-P 450-2D/1.1-6/30/AL	Axis-P 450-2D/1.1-6/30/PAG	1.1	2880	6	30	36.6	450	②
			Axis-P 450-2D/1.5-6/35/AL	Axis-P 450-2D/1.5-6/35/PAG	1.5	2880	6	35	42.1	450	③
			Axis-P 450-2D/2.2-6/40/AL	Axis-P 450-2D/2.2-6/40/PAG	2.2	2880	6	40	44.1	450	④
			Axis-P 450-2D/3-8/40/AL	Axis-P 450-2D/3-8/40/PAG	3	2880	8	40	53.6	450 (550*)	⑤
			Axis-P 450-2D/4-8/45/AL	Axis-P 450-2D/4-8/45/PAG	4	2880	8	45	63.7	550	⑥
<b>Axis-P 450-4D</b>											
450	4	3~400	Axis-P 450-4D/0.12-6/25/AL	Axis-P 450-4D/0.12-6/25/PAG	0.12	1440	6	25	29.1	350	①
			Axis-P 450-4D/0.18-6/30/AL	Axis-P 450-4D/0.18-6/30/PAG	0.18	1440	6	30	29.4	350	②
			Axis-P 450-4D/0.25-6/35/AL	Axis-P 450-4D/0.25-6/35/PAG	0.25	1440	6	35	32.8	350	③
			Axis-P 450-4D/0.25-6/40/AL	Axis-P 450-4D/0.25-6/40/PAG	0.25	1440	6	40	32.8	350	④
			Axis-P 450-4D/0.37-6/45/AL	Axis-P 450-4D/0.37-6/45/PAG	0.37	1440	6	45	33	350	⑤
			Axis-P 450-4D/0.55-8/45/AL	Axis-P 450-4D/0.55-8/45/PAG	0.55	1440	8	45	36.6	350 (450*)	⑥

\*With IE3 energy efficiency motor

Standard size: 450  
Number of poles: 2



Standard size: 450  
Number of poles: 4



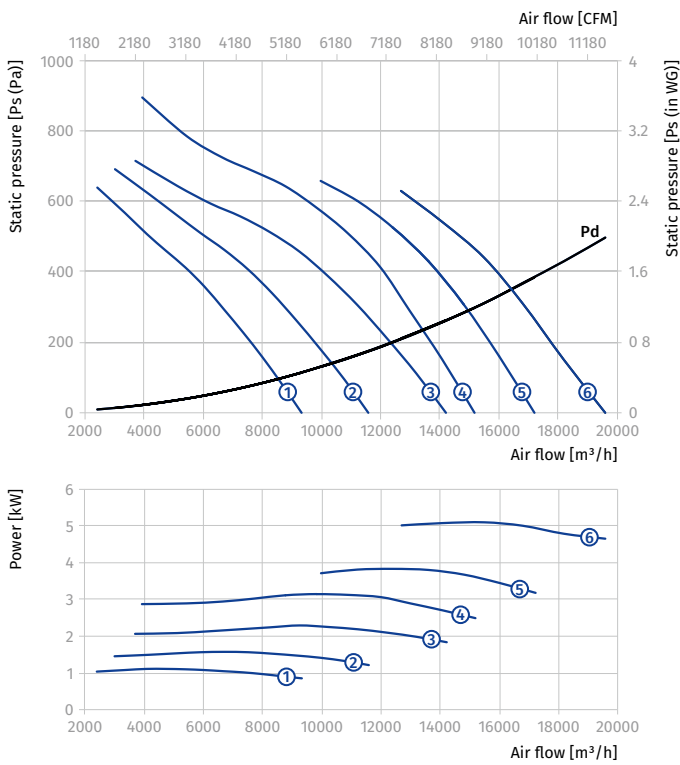
MEDIUM PRESSURE AXIAL FANS

**AXIS-P 500**

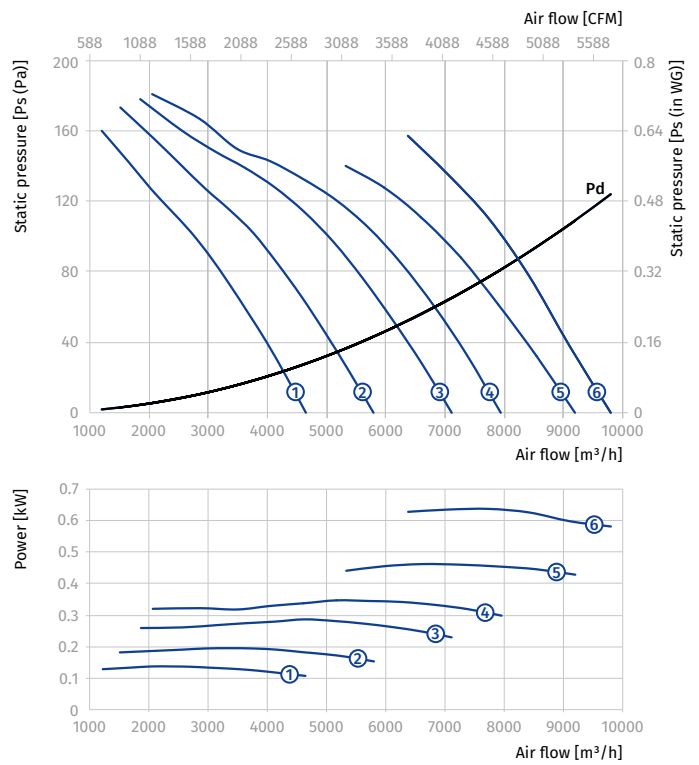
Size	Number of poles	Voltage [V/50 Hz]	Fan model with aluminum impeller (AL)	Fan model with fiberglass reinforced polyamide impeller (PAG)	Installed motor power Ny [kW]	RPM [min <sup>-1</sup> ]	Number of blades	Blade setting angle [°]	Weight [kg]	Length L [mm]	Curve number on graph
<b>Axis-P 500-2D</b>											
500	2	3~400	Axis-P 500-2D/1.1-6/25/AL	Axis-P 500-2D/1.1-6/25/PAG	1.1	2880	6	25	48.2	450	①
			Axis-P 500-2D/1.5-6/30/AL	Axis-P 500-2D/1.5-6/30/PAG	1.5	2880	6	30	53.7	450	②
			Axis-P 500-2D/2.2-6/35/AL	Axis-P 500-2D/2.2-6/35/PAG	2.2	2880	6	35	55.7	450	③
			Axis-P 500-2D/3-8/35/AL	Axis-P 500-2D/3-8/35/PAG	3	2880	8	35	65.3	450 (550*)	④
			Axis-P 500-2D/4-8/40/AL	Axis-P 500-2D/4-8/40/PAG	4	2880	8	40	75.4	550	⑤
			Axis-P 500-2D/5.5-8/45/AL	Axis-P 500-2D/5.5-8/45/PAG	5.5	2880	8	45	96.8	550	⑥
<b>Axis-P 500-4D</b>											
500	4	3~400	Axis-P 500-4D/0.18-6/25/AL	Axis-P 500-4D/0.18-6/25/PAG	0.18	1440	6	25	61.5	350	①
			Axis-P 500-4D/0.25-6/30/AL	Axis-P 500-4D/0.25-6/30/PAG	0.25	1440	6	30	61.7	350	②
			Axis-P 500-4D/0.37-6/35/AL	Axis-P 500-4D/0.37-6/35/PAG	0.37	1440	6	35	64.8	350	③
			Axis-P 500-4D/0.37-6/40/AL	Axis-P 500-4D/0.37-6/40/PAG	0.37	1440	6	40	64.8	350	④
			Axis-P 500-4D/0.55-6/45/AL	Axis-P 500-4D/0.55-6/45/PAG	0.55	1440	6	45	65.6	450	⑤
			Axis-P 500-4D/0.75-8/45/AL	Axis-P 500-4D/0.75-8/45/PAG	0.75	1440	8	45	71.4	450	⑥

\*With IE3 energy efficiency motor

Standard size: 500  
Number of poles: 2



Standard size: 500  
Number of poles: 4

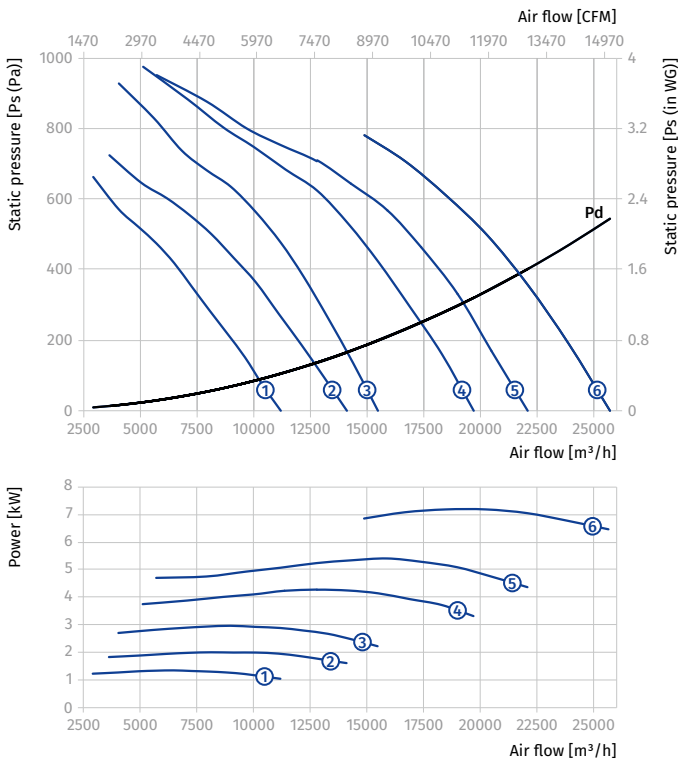


**AXIS-P 560**

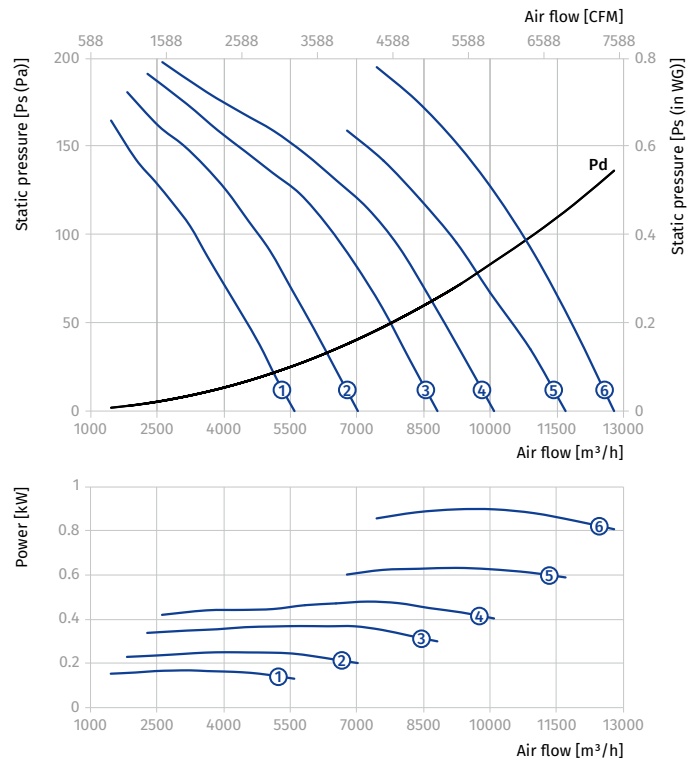
Size	Number of poles	Voltage [V/50 Hz]	Fan model with aluminum impeller (AL)	Fan model with fiberglass reinforced polyamide impeller (PAG)	Installed motor power Ny [kW]	RPM [min <sup>-1</sup> ]	Number of blades	Blade setting angle [°]	Weight [kg]	Length L [mm]	Curve number on graph
<b>Axis-P 560-2D</b>											
560	2	3~400	Axis-P 560-2D/1.5-6/25/AL	Axis-P 560-2D/1.5-6/25/PAG	1.5	2880	6	25	70.8	450	①
			Axis-P 560-2D/2.2-6/30/AL	Axis-P 560-2D/2.2-6/30/PAG	2.2	2880	6	30	72.8	450	②
			Axis-P 560-2D/3-8/30/AL	Axis-P 560-2D/3-8/30/PAG	3	2880	8	30	82.4	450 (550*)	③
			Axis-P 560-2D/4-8/35/AL	Axis-P 560-2D/4-8/35/PAG	4	2880	8	35	92.5	550	④
			Axis-P 560-2D/5.5-8/40/AL	Axis-P 560-2D/5.5-8/40/PAG	5.5	2880	8	40	113.9	550	⑤
			Axis-P 560-2D/7.5-8/45/AL	Axis-P 560-2D/7.5-8/45/PAG	7.5	2880	8	45	117.9	550 (650*)	⑥
<b>Axis-P 560-4D</b>											
560	4	3~400	Axis-P 560-4D/0.25-6/25/AL	Axis-P 560-4D/0.25-6/25/PAG	0.25	1440	6	25	61.5	350	①
			Axis-P 560-4D/0.37-6/30/AL	Axis-P 560-4D/0.37-6/30/PAG	0.37	1440	6	30	61.7	350	②
			Axis-P 560-4D/0.55-6/35/AL	Axis-P 560-4D/0.55-6/35/PAG	0.55	1440	6	35	64.8	350 (450*)	③
			Axis-P 560-4D/0.55-6/40/AL	Axis-P 560-4D/0.55-6/40/PAG	0.55	1440	6	40	64.8	350 (450*)	④
			Axis-P 560-4D/0.75-6/45/AL	Axis-P 560-4D/0.75-6/45/PAG	0.75	1440	6	45	65.6	450	⑤
			Axis-P 560-4D/1.1-8/45/AL	Axis-P 560-4D/1.1-8/45/PAG	1.1	1440	8	45	71.4	450	⑥

\*With IE3 energy efficiency motor

Standard size: 560  
Number of poles: 2



Standard size: 560  
Number of poles: 4



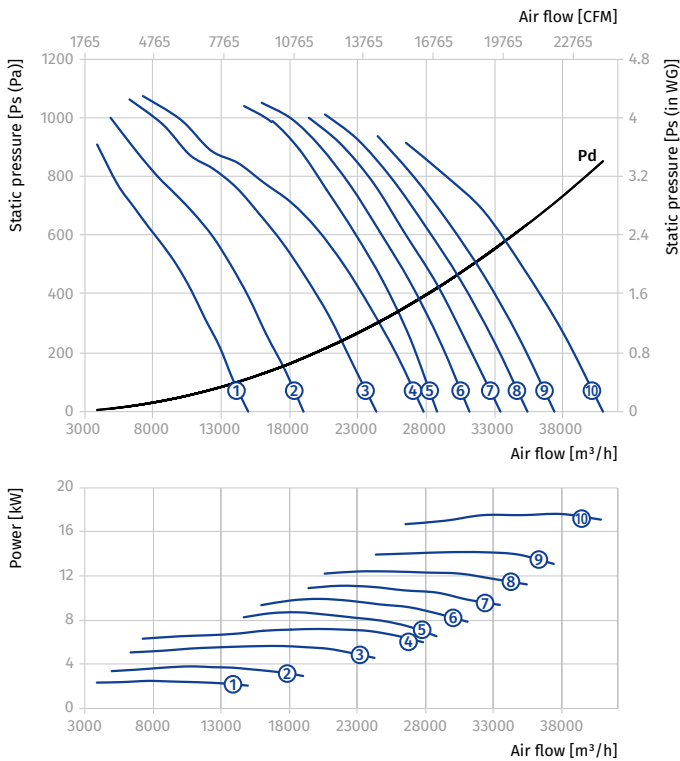
MEDIUM PRESSURE AXIAL FANS

**AXIS-P 630**

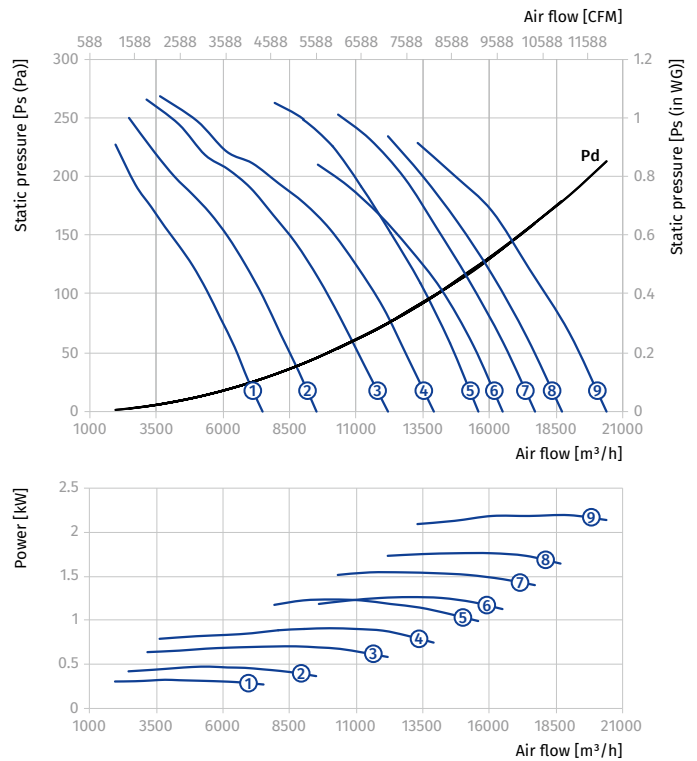
Size	Number of poles	Voltage [V/50 Hz]	Fan model with aluminum impeller (AL)	Fan model with fiberglass reinforced polyamide impeller (PAG)	Installed motor power Ny [kW]	RPM [min <sup>-1</sup> ]	Number of blades	Blade setting angle [°]	Weight [kg]	Length L [mm]	Curve number on graph
<b>Axis-P 630-2D</b>											
630	2	3~400	Axis-P 630-2D/3-8/25/AL	Axis-P 630-2D/3-8/25/PAG	3	2880	8	25	88	450 (550*)	①
			Axis-P 630-2D/4-8/30/AL	Axis-P 630-2D/4-8/30/PAG	4	2880	8	30	98.1	550	②
			Axis-P 630-2D/5.5-8/35/AL	Axis-P 630-2D/5.5-8/35/PAG	5.5	2880	8	35	119.5	550	③
			Axis-P 630-2D/7.5-8/40/AL	Axis-P 630-2D/7.5-8/40/PAG	7.5	2880	8	40	123.5	550 (650*)	④
			Axis-P 630-2D/9.2-6/30/AL	Axis-P 630-2D/9.2-6/30/PAG	9.2	2880	6	30	130.1	650	⑤
			Axis-P 630-2D/11-6/32.5/AL	Axis-P 630-2D/11-6/32.5/PAG	11	2880	6	32.5	154.1	650 (750*)	⑥
			Axis-P 630-2D/11-6/35/AL	Axis-P 630-2D/11-6/35/PAG	11	2880	6	35	154.1	650 (750*)	⑦
			Axis-P 630-2D/15-6/37.5/AL	Axis-P 630-2D/15-6/37.5/PAG	15	2880	6	37.5	166.7	750	⑧
			Axis-P 630-2D/15-6/40/AL	Axis-P 630-2D/15-6/40/PAG	15	2880	6	40	166.7	750	⑨
			Axis-P 630-2D/18.5-6/45/AL	Axis-P 630-2D/18.5-6/45/PAG	18.5	2880	6	45	179.8	750	⑩
<b>Axis-P 630-4D</b>											
630	4	3~400	Axis-P 630-4D/0.37-8/25/AL	Axis-P 630-4D/0.37-8/25/PAG	0.37	1440	8	25	67.9	350	①
			Axis-P 630-4D/0.55-8/30/AL	Axis-P 630-4D/0.55-8/30/PAG	0.55	1440	8	30	71	350 (450*)	②
			Axis-P 630-4D/0.75-8/35/AL	Axis-P 630-4D/0.75-8/35/PAG	0.75	1440	8	35	71.8	450	③
			Axis-P 630-4D/1.1-8/40/AL	Axis-P 630-4D/1.1-8/40/PAG	1.1	1440	8	40	77	450	④
			Axis-P 630-4D/1.5-6/32.5/AL	Axis-P 630-4D/1.5-6/32.5/PAG	1.5	1440	6	32.5	81.1	450	⑤
			Axis-P 630-4D/1.5-8/45/AL	Axis-P 630-4D/1.5-8/45/PAG	1.5	1440	8	45	80	450	⑥
			Axis-P 630-4D/1.5-6/37.5/AL	Axis-P 630-4D/1.5-6/37.5/PAG	1.5	1440	6	37.5	81.1	450	⑦
			Axis-P 630-4D/2.2-6/40/AL	Axis-P 630-4D/2.2-6/40/PAG	2.2	1440	6	40	83.2	450 (550*)	⑧
			Axis-P 630-4D/2.2-6/45/AL	Axis-P 630-4D/2.2-6/45/PAG	2.2	1440	6	45	83.2	450 (550*)	⑨

\*With IE3 energy efficiency motor

Standard size: 630  
Number of poles: 2



Standard size: 630  
Number of poles: 4

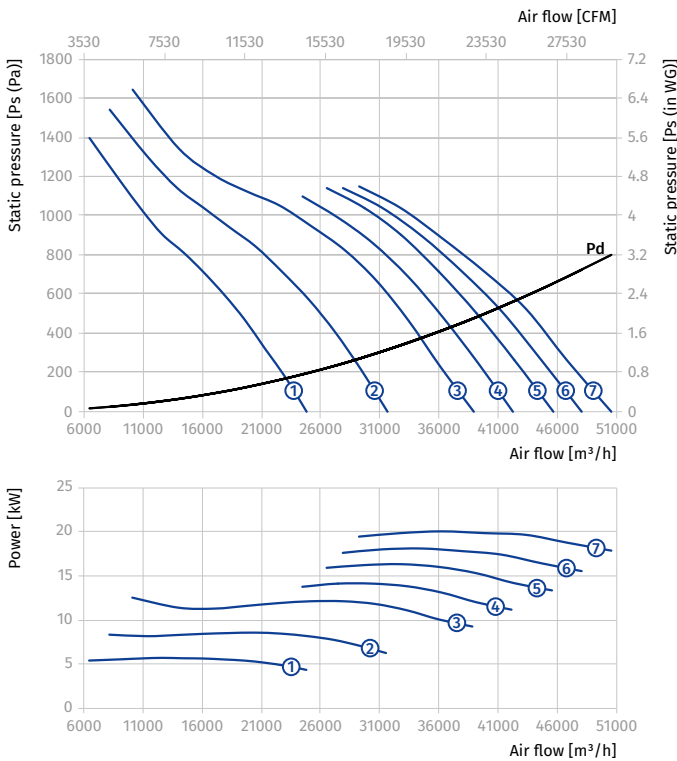


**AXIS-P 710**

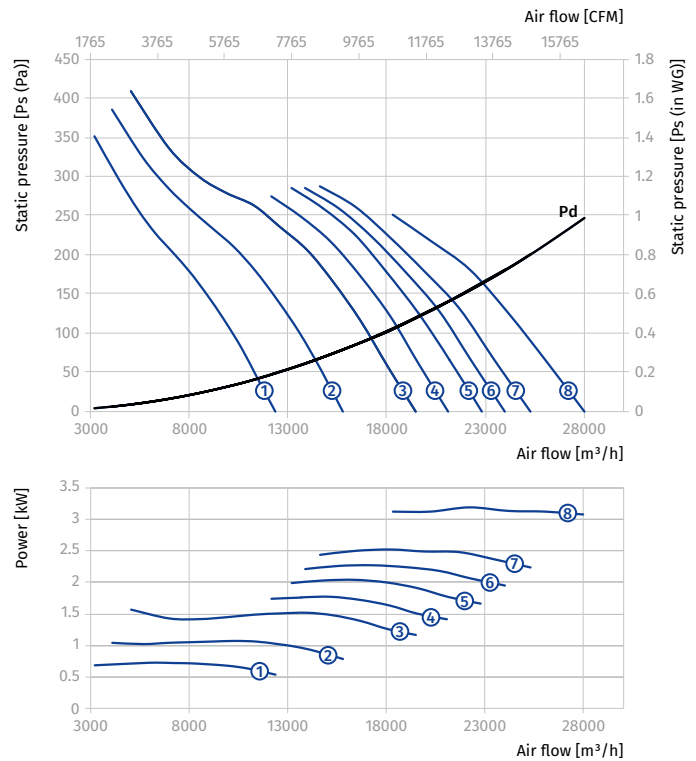
Size	Number of poles	Voltage [V/50 Hz]	Fan model with aluminum impeller (AL)	Fan model with fiberglass reinforced polyamide impeller (PAG)	Installed motor power Ny [kW]	RPM [min <sup>-1</sup> ]	Number of blades	Blade setting angle [°]	Weight [kg]	Length L [mm]	Curve number on graph
<b>Axis-P 710-2D</b>											
710	2	3~400	Axis-P 710-2D/7.5-6/20/AL	Axis-P 710-2D/7.5-6/20/PAG	7.5	2880	6	20	150.8	550 (650*)	①
			Axis-P 710-2D/9.2-6/25/AL	Axis-P 710-2D/9.2-6/25/PAG	9.2	2880	6	25	156.3	650	②
			Axis-P 710-2D/15-6/30/AL	Axis-P 710-2D/15-6/30/PAG	15	2880	6	30	192.9	750	③
			Axis-P 710-2D/15-6/32.5/AL	Axis-P 710-2D/15-6/32.5/PAG	15	2880	6	32.5	192.9	750	④
			Axis-P 710-2D/18.5-6/35/AL	Axis-P 710-2D/18.5-6/35/PAG	18.5	2880	6	35	206	750	⑤
			Axis-P 710-2D/18.5-6/37.5/AL	Axis-P 710-2D/18.5-6/37.5/PAG	18.5	2880	6	37.5	206	750	⑥
			Axis-P 710-2D/22-6/40/AL	Axis-P 710-2D/22-6/40/PAG	22	2880	6	40	246	850	⑦
<b>Axis-P 710-4D</b>											
710	4	3~400	Axis-P 710-4D/0.75-6/20/AL	Axis-P 710-4D/0.75-6/20/PAG	0.75	1440	6	20	99.1	450	①
			Axis-P 710-4D/1.1-6/25/AL	Axis-P 710-4D/1.1-6/25/PAG	1.1	1440	6	25	104.3	450	②
			Axis-P 710-4D/1.5-6/30/AL	Axis-P 710-4D/1.5-6/30/PAG	1.5	1440	6	30	107.3	450	③
			Axis-P 710-4D/2.2-6/32.5/AL	Axis-P 710-4D/2.2-6/32.5/PAG	2.2	1440	6	32.5	109.4	450 (550*)	④
			Axis-P 710-4D/2.2-6/35/AL	Axis-P 710-4D/2.2-6/35/PAG	2.2	1440	6	35	109.4	450 (550*)	⑤
			Axis-P 710-4D/2.2-6/37.5/AL	Axis-P 710-4D/2.2-6/37.5/PAG	2.2	1440	6	37.5	109.4	450 (550*)	⑥
			Axis-P 710-4D/3-6/40/AL	Axis-P 710-4D/3-6/40/PAG	3	1440	6	40	118.3	550	⑦
			Axis-P 710-4D/4-6/45/AL	Axis-P 710-4D/4-6/45/PAG	4	1440	6	45	129.4	550	⑧

\*With IE3 energy efficiency motor

Standard size: 710  
Number of poles: 2



Standard size: 710  
Number of poles: 4



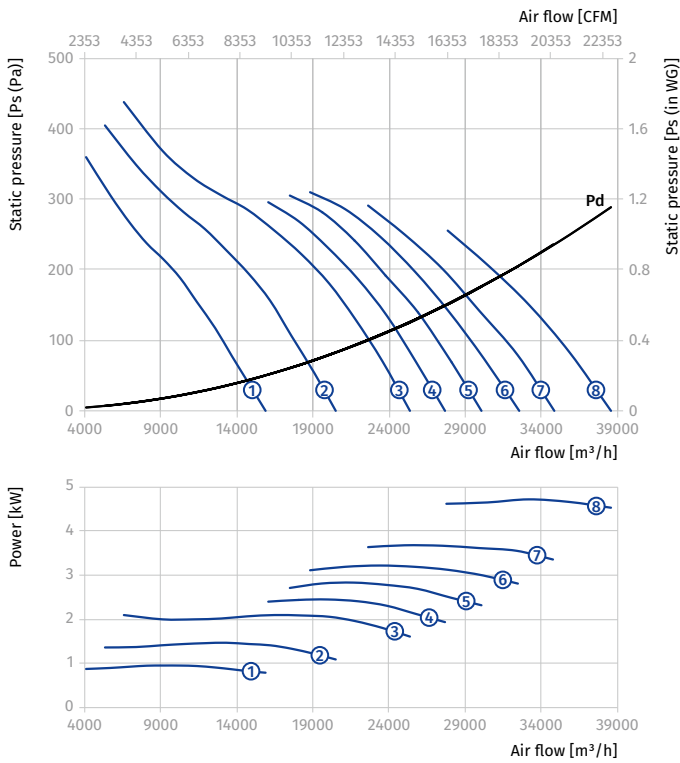


**AXIS-P 800**

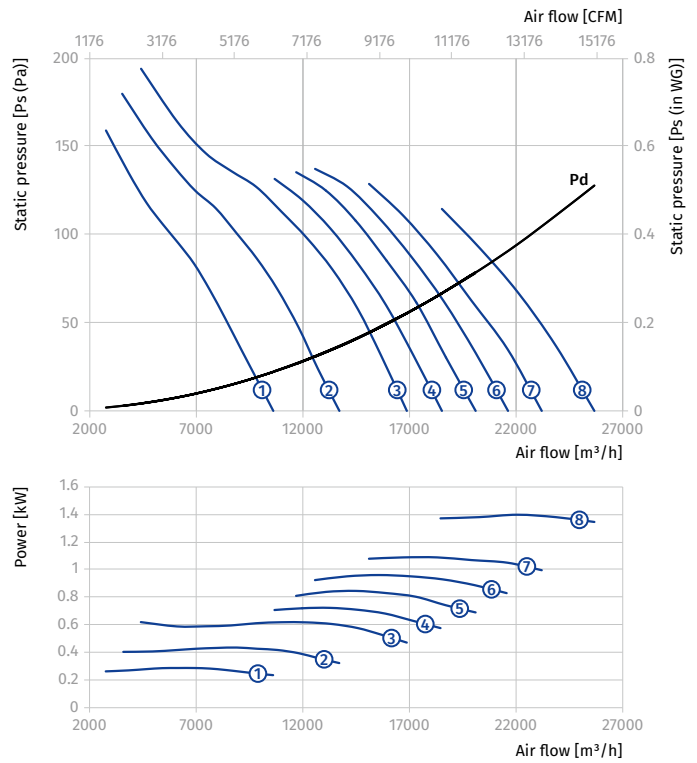
Size	Number of poles	Voltage [V/50 Hz]	Fan model with aluminum impeller (AL)	Fan model with fiberglass reinforced polyamide impeller (PAG)	Installed motor power Ny [kW]	RPM [min <sup>-1</sup> ]	Number of blades	Blade setting angle [°]	Weight [kg]	Length L [mm]	Curve number on graph
<b>Axis-P 800-4D</b>											
800	4	3~400	Axis-P 800-4D/1.1-6/20/AL	Axis-P 800-4D/1.1-6/20/PAG	1.1	1440	6	20	115.6	450	①
			Axis-P 800-4D/1.5-6/25/AL	Axis-P 800-4D/1.5-6/25/PAG	1.5	1440	6	25	118.6	450	②
			Axis-P 800-4D/2.2-6/30/AL	Axis-P 800-4D/2.2-6/30/PAG	2.2	1440	6	30	120.7	450/(550)*	③
			Axis-P 800-4D/3-6/32.5/AL	Axis-P 800-4D/3-6/32.5/PAG	3	1440	6	32.5	129.6	550	④
			Axis-P 800-4D/3-6/35/AL	Axis-P 800-4D/3-6/35/PAG	3	1440	6	35	129.6	550	⑤
			Axis-P 800-4D/4-6/37.5/AL	Axis-P 800-4D/4-6/37.5/PAG	4	1440	6	37.5	140.7	550	⑥
			Axis-P 800-4D/4-6/40/AL	Axis-P 800-4D/4-6/40/PAG	4	1440	6	40	140.7	550	⑦
			Axis-P 800-4D/5.5-6/45/AL	Axis-P 800-4D/5.5-6/45/PAG	5.5	1440	6	45	157.6	550	⑧
<b>Axis-P 800-6D</b>											
800	6	3~400	Axis-P 800-6D/0.37-6/20/AL	Axis-P 800-6D/0.37-6/20/PAG	0.37	960	6	20	109.6	450	①
			Axis-P 800-6D/0.55-6/25/AL	Axis-P 800-6D/0.55-6/25/PAG	0.55	960	6	25	111.1	450	②
			Axis-P 800-6D/0.75-6/30/AL	Axis-P 800-6D/0.75-6/30/PAG	0.75	960	6	30	116.4	450	③
			Axis-P 800-6D/0.75-6/32.5/AL	Axis-P 800-6D/0.75-6/32.5/PAG	0.75	960	6	32.5	116.4	450	④
			Axis-P 800-6D/1.1-6/35/AL	Axis-P 800-6D/1.1-6/35/PAG	1.1	960	6	35	116.5	450	⑤
			Axis-P 800-6D/1.1-6/37.5/AL	Axis-P 800-6D/1.1-6/37.5/PAG	1.1	960	6	37.5	116.5	450	⑥
			Axis-P 800-6D/1.1-6/40/AL	Axis-P 800-6D/1.1-6/40/PAG	1.1	960	6	40	116.5	450	⑦
			Axis-P 800-6D/1.5-6/45/AL	Axis-P 800-6D/1.5-6/45/PAG	1.5	960	6	45	124.6	550	⑧

\*With IE3 energy efficiency motor

Standard size: 800  
Number of poles: 4



Standard size: 800  
Number of poles: 6

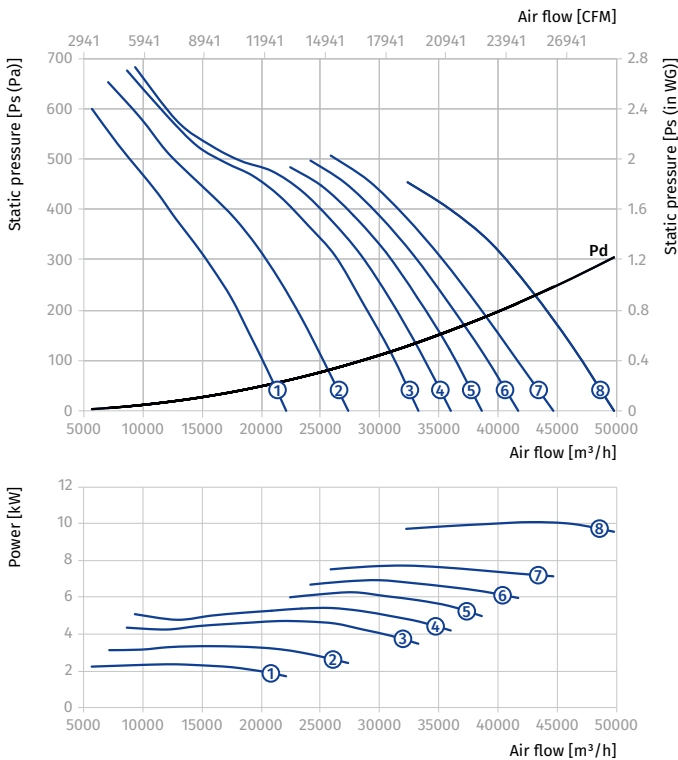


**AXIS-P 900**

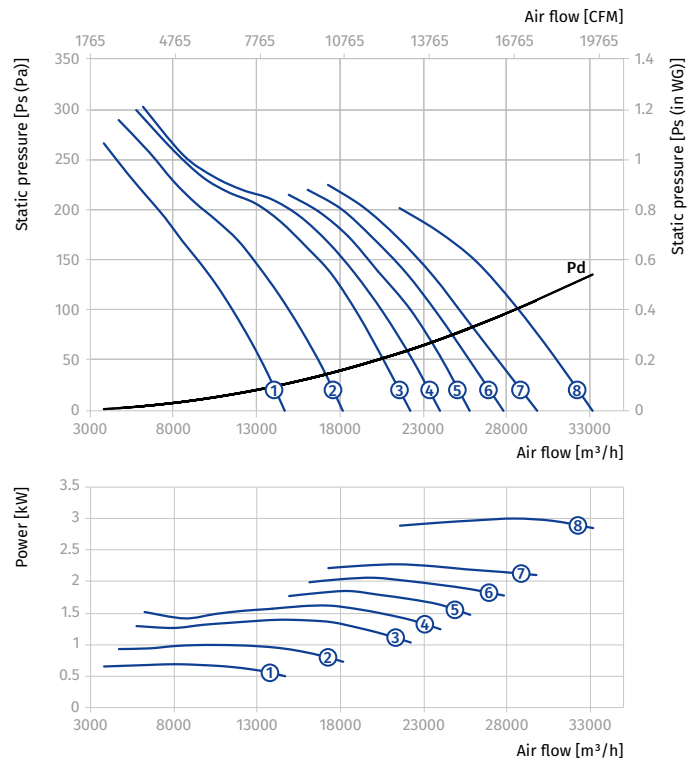
Size	Number of poles	Voltage [V/50 Hz]	Fan model with aluminum impeller (AL)	Fan model with fiberglass reinforced polyamide impeller (PAG)	Installed motor power Ny [kW]	RPM [min <sup>-1</sup> ]	Number of blades	Blade setting angle [°]	Weight [kg]	Length L [mm]	Curve number on graph
<b>Axis-P 900-4D</b>											
900	4	3~400	Axis-P 900-4D/3-8/20/AL	Axis-P 900-4D/3-8/20/PAG	3	1440	8	20	134.8	550	①
			Axis-P 900-4D/4-8/25/AL	Axis-P 900-4D/4-8/25/PAG	4	1440	8	25	145.9	550	②
			Axis-P 900-4D/5.5-8/30/AL	Axis-P 900-4D/5.5-8/30/PAG	5.5	1440	8	30	162.8	550	③
			Axis-P 900-4D/5.5-8/32.5/AL	Axis-P 900-4D/5.5-8/32.5/PAG	5.5	1440	8	32.5	162.8	550	④
			Axis-P 900-4D/7.5-8/35/AL	Axis-P 900-4D/7.5-8/35/PAG	7.5	1440	8	35	165.3	650	⑤
			Axis-P 900-4D/7.5-8/37.5/AL	Axis-P 900-4D/7.5-8/37.5/PAG	7.5	1440	8	37.5	165.3	650	⑥
			Axis-P 900-4D/7.5-8/40/AL	Axis-P 900-4D/7.5-8/40/PAG	7.5	1440	8	40	165.3	650	⑦
			Axis-P 900-4D/11-8/45/AL	Axis-P 900-4D/11-8/45/PAG	11	1440	8	45	199.6	750	⑧
<b>Axis-P 900-6D</b>											
900	6	3~400	Axis-P 900-6D/0.75-8/20/AL	Axis-P 900-6D/0.75-8/20/PAG	0.75	960	8	20	121.6	450	①
			Axis-P 900-6D/1.1-8/25/AL	Axis-P 900-6D/1.1-8/25/PAG	1.1	960	8	25	121.7	450	②
			Axis-P 900-6D/1.5-8/30/AL	Axis-P 900-6D/1.5-8/30/PAG	1.5	960	8	30	129.8	550	③
			Axis-P 900-6D/1.5-8/32.5/AL	Axis-P 900-6D/1.5-8/32.5/PAG	1.5	960	8	32.5	129.8	550	④
			Axis-P 900-6D/2.2-8/35/AL	Axis-P 900-6D/2.2-8/35/PAG	2.2	960	8	35	135.3	550	⑤
			Axis-P 900-6D/2.2-8/37.5/AL	Axis-P 900-6D/2.2-8/37.5/PAG	2.2	960	8	37.5	135.3	550	⑥
			Axis-P 900-6D/2.2-8/40/AL	Axis-P 900-6D/2.2-8/40/PAG	2.2	960	8	40	135.3	550	⑦
			Axis-P 900-6D/3-8/45/AL	Axis-P 900-6D/3-8/45/PAG	3	960	8	45	155.8	650	⑧

\*With IE3 energy efficiency motor

Standard size: 900  
Number of poles: 4



Standard size: 900  
Number of poles: 6

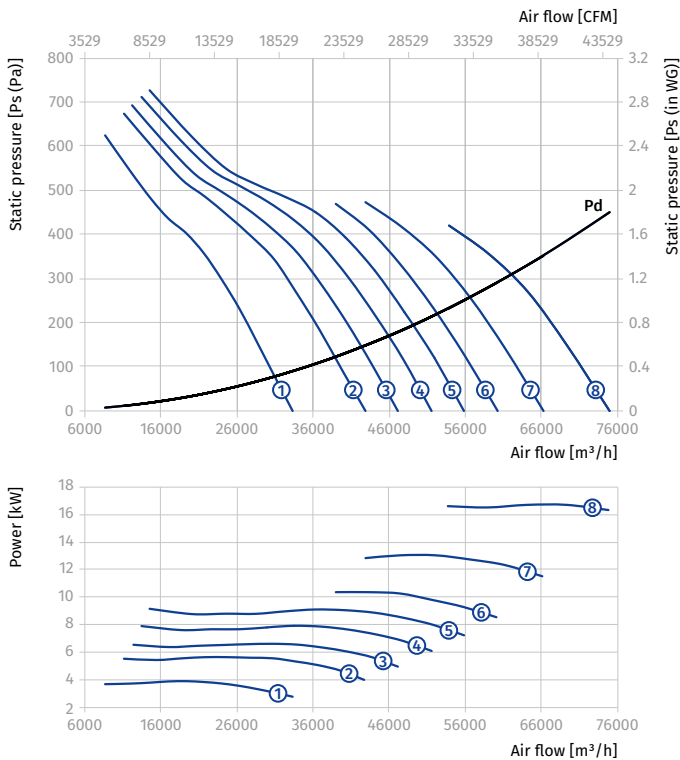


**AXIS-P 1000**

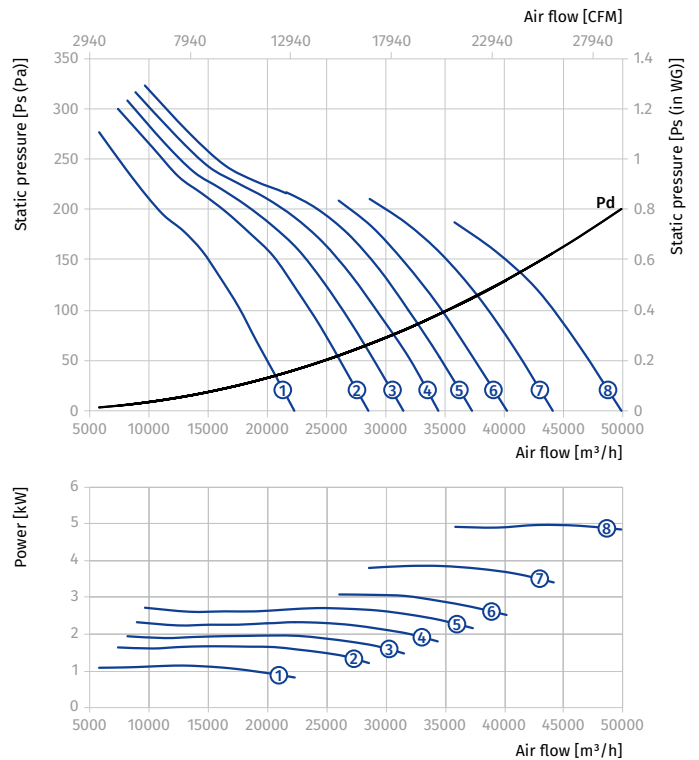
Size	Number of poles	Voltage [V/50 Hz]	Fan model with aluminum impeller (AL)	Fan model with fiberglass reinforced polyamide impeller (PAG)	Installed motor power Ny [kW]	RPM [min <sup>-1</sup> ]	Number of blades	Blade setting angle [°]	Weight [kg]	Length L [mm]	Curve number on graph
<b>Axis-P 1000-4D</b>											
1000	4	3~400	Axis-P 1000-4D/5.5-8/25/AL	Axis-P 1000-4D/5.5-8/25/PAG	5.5	1440	8	25	200.5	550	①
			Axis-P 1000-4D/7.5-8/30/AL	Axis-P 1000-4D/7.5-8/30/PAG	7.5	1440	8	30	203	650	②
			Axis-P 1000-4D/7.5-8/32.5/AL	Axis-P 1000-4D/7.5-8/32.5/PAG	7.5	1440	8	32.5	203	650	③
			Axis-P 1000-4D/9.2-8/35/AL	Axis-P 1000-4D/9.2-8/35/PAG	9.2	1440	8	35	233.5	650	④
			Axis-P 1000-4D/11-8/37.5/AL	Axis-P 1000-4D/11-8/37.5/PAG	11	1440	8	37.5	237.3	800	⑤
			Axis-P 1000-4D/11-8/40/AL	Axis-P 1000-4D/11-8/40/PAG	11	1440	8	40	237.3	800	⑥
			Axis-P 1000-4D/15-8/45/AL	Axis-P 1000-4D/15-8/45/PAG	15	1440	8	45	256.4	800	⑦
			Axis-P 1000-4D/18.5-8/50/AL	Axis-P 1000-4D/18.5-8/50/PAG	18.5	1440	8	50	301.9	900	⑧
<b>Axis-P 1000-6D</b>											
1000	6	3~400	Axis-P 1000-6D/1.5-8/25/AL	Axis-P 1000-6D/1.5-8/25/PAG	1.5	960	8	25	167.5	550	①
			Axis-P 1000-6D/2.2-8/30/AL	Axis-P 1000-6D/2.2-8/30/PAG	2.2	960	8	30	173	550	②
			Axis-P 1000-6D/2.2-8/32.5/AL	Axis-P 1000-6D/2.2-8/32.5/PAG	2.2	960	8	32.5	173	550	③
			Axis-P 1000-6D/3-8/35/AL	Axis-P 1000-6D/3-8/35/PAG	3	960	8	35	193.5	650	④
			Axis-P 1000-6D/3-8/37.5/AL	Axis-P 1000-6D/3-8/37.5/PAG	3	960	8	37.5	193.5	650	⑤
			Axis-P 1000-6D/4-8/40/AL	Axis-P 1000-6D/4-8/40/PAG	4	960	8	40	203.5	650	⑥
			Axis-P 1000-6D/5.5-8/45/AL	Axis-P 1000-6D/5.5-8/45/PAG	5.5	960	8	45	207.5	650	⑦
			Axis-P 1000-6D/5.5-8/50/AL	Axis-P 1000-6D/5.5-8/50/PAG	5.5	960	8	50	207.5	650	⑧

\*With IE3 energy efficiency motor

Standard size: 1000  
Number of poles: 4



Standard size: 1000  
Number of poles: 6

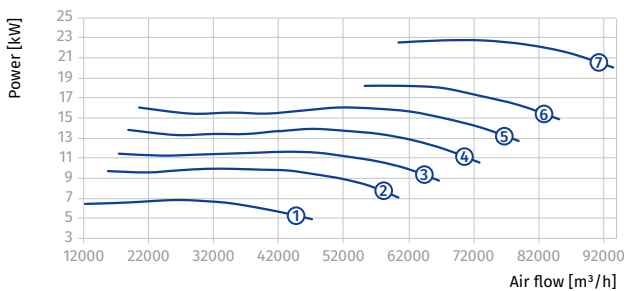
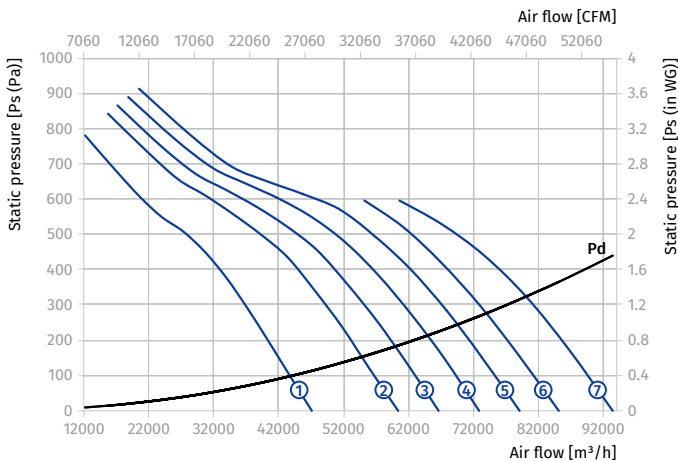


**AXIS-P 1120**

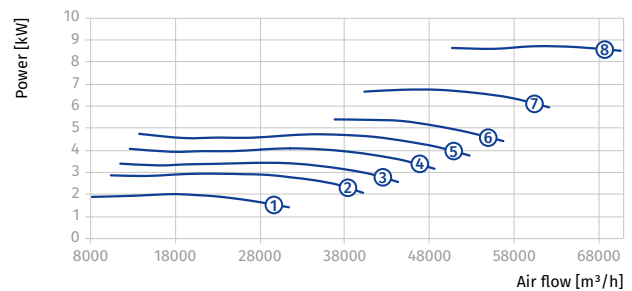
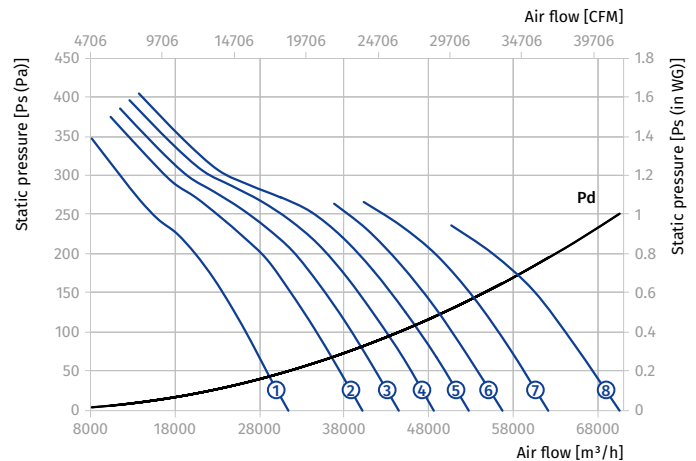
Size	Number of poles	Voltage [V/50 Hz]	Fan model with aluminum impeller (AL)	Fan model with fiberglass reinforced polyamide impeller (PAG)	Installed motor power $N_y$ [kW]	RPM [min <sup>-1</sup> ]	Number of blades	Blade setting angle [°]	Weight [kg]	Length L [mm]	Curve number on graph
<b>Axis-P 1120-4D</b>											
1120	4	3~400	Axis-P 1120-4D/7.5-8/25/AL	Axis-P 1120-4D/7.5-8/25/PAG	7.5	1440	8	25	222	650	①
			Axis-P 1120-4D/11-8/30/AL	Axis-P 1120-4D/11-8/30/PAG	11	1440	8	30	256.3	800	②
			Axis-P 1120-4D/11-8/32.5/AL	Axis-P 1120-4D/11-8/32.5/PAG	11	1440	8	32.5	256.3	800	③
			Axis-P 1120-4D/15-8/35/AL	Axis-P 1120-4D/15-8/35/PAG	15	1440	8	35	275.4	800	④
			Axis-P 1120-4D/18.5-8/37.5/AL	Axis-P 1120-4D/18.5-8/37.5/PAG	18.5	1440	8	37.5	320.9	900	⑤
			Axis-P 1120-4D/18.5-8/40/AL	Axis-P 1120-4D/18.5-8/40/PAG	18.5	1440	8	40	320.9	900	⑥
			Axis-P 1120-4D/22-8/45/AL	Axis-P 1120-4D/22-8/45/PAG	22	1440	8	45	334.2	900	⑧
<b>Axis-P 1120-6D</b>											
1120	6	3~400	Axis-P 1120-6D/2.2-8/25/AL	Axis-P 1120-6D/2.2-8/25/PAG	2.2	960	8	25	192	550	①
			Axis-P 1120-6D/3-8/30/AL	Axis-P 1120-6D/3-8/30/PAG	3	960	8	30	212.5	650	②
			Axis-P 1120-6D/4-8/32.5/AL	Axis-P 1120-6D/4-8/32.5/PAG	4	960	8	32.5	222.5	650	③
			Axis-P 1120-6D/4-8/35/AL	Axis-P 1120-6D/4-8/35/PAG	4	960	8	35	222.5	650	④
			Axis-P 1120-6D/5.5-8/37.5/AL	Axis-P 1120-6D/5.5-8/37.5/PAG	5.5	960	8	37.5	226.5	650	⑤
			Axis-P 1120-6D/5.5-8/40/AL	Axis-P 1120-6D/5.5-8/40/PAG	5.5	960	8	40	226.5	650	⑥
			Axis-P 1120-6D/7.5-8/45/AL	Axis-P 1120-6D/7.5-8/45/PAG	7.5	960	8	45	254.8	800	⑦
			Axis-P 1120-6D/9.2-8/50/AL	Axis-P 1120-6D/9.2-8/50/PAG	9.2	960	8	50	272.5	800	⑧

\*With IE3 energy efficiency motor

Standard size: 1120  
Number of poles: 4



Standard size: 1120  
Number of poles: 6

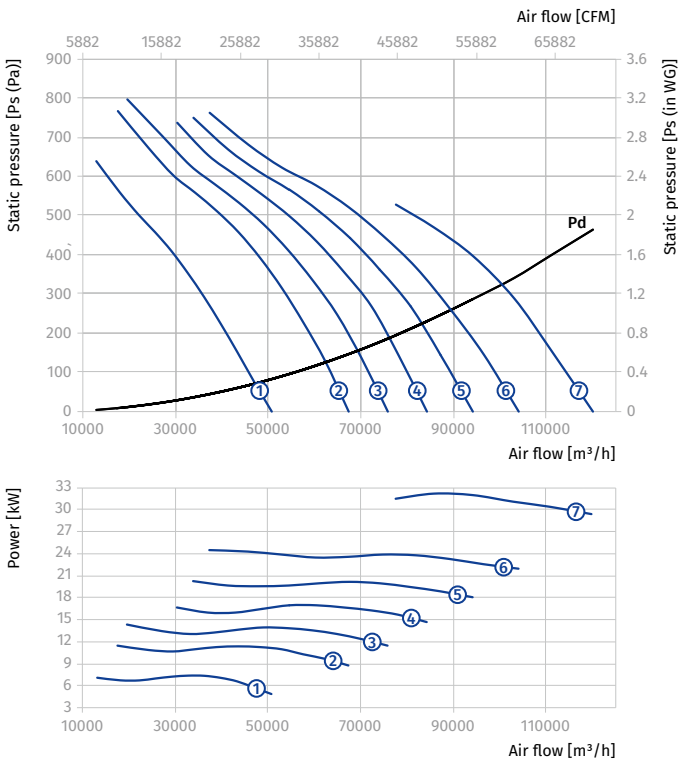


**AXIS-P 1250**

Size	Number of poles	Voltage [V/50 Hz]	Fan model with aluminum impeller (AL)	Fan model with fiberglass reinforced polyamide impeller (PAG)	Installed motor power Ny [kW]	RPM [min <sup>-1</sup> ]	Number of blades	Blade setting angle [°]	Weight [kg]	Length L [mm]	Curve number on graph
<b>Axis-P 1250-4D</b>											
1250	4	3~400	Axis-P 1250-4D/7.5-8/25/AL	Axis-P 1250-4D/7.5-8/25/PAG	7.5	1440	8	25	241	650	①
			Axis-P 1250-4D/11-8/30/AL	Axis-P 1250-4D/11-8/30/PAG	11	1440	8	30	275.3	800	②
			Axis-P 1250-4D/15-8/32.5/AL	Axis-P 1250-4D/15-8/32.5/PAG	15	1440	8	32.5	294.4	800	③
			Axis-P 1250-4D/15-8/35/AL	Axis-P 1250-4D/15-8/35/PAG	15	1440	8	35	294.4	800	④
			Axis-P 1250-4D/18.5-8/37.5/AL	Axis-P 1250-4D/18.5-8/37.5/PAG	18.5	1440	8	37.5	339.9	900	⑤
			Axis-P 1250-4D/22-8/40/AL	Axis-P 1250-4D/22-8/40/PAG	22	1440	8	40	353.2	900	⑥
			Axis-P 1250-4D/30-8/45/AL	Axis-P 1250-4D/30-8/45/PAG	30	1440	8	45	416.2	900	⑦
<b>Axis-P 1250-6D</b>											
1250	6	3~400	Axis-P 1250-6D/2.2-8/25/AL	Axis-P 1250-6D/2.2-8/25/PAG	2.2	960	8	25	211	550	①
			Axis-P 1250-6D/3-8/30/AL	Axis-P 1250-6D/3-8/30/PAG	3	960	8	30	231.5	650	②
			Axis-P 1250-6D/4-8/32.5/AL	Axis-P 1250-6D/4-8/32.5/PAG	4	960	8	32.5	241.5	650	③
			Axis-P 1250-6D/5.5-8/35/AL	Axis-P 1250-6D/5.5-8/35/PAG	5.5	960	8	35	245.5	650	④
			Axis-P 1250-6D/5.5-8/37.5/AL	Axis-P 1250-6D/5.5-8/37.5/PAG	5.5	960	8	37.5	245.5	650	⑤
			Axis-P 1250-6D/7.5-8/40/AL	Axis-P 1250-6D/7.5-8/40/PAG	7.5	960	8	40	273.8	800	⑥
			Axis-P 1250-6D/9.2-8/45/AL	Axis-P 1250-6D/9.2-8/45/PAG	9.2	960	8	45	291.5	800	⑦
			Axis-P 1250-6D/11-8/50/AL	Axis-P 1250-6D/11-8/50/PAG	11	960	8	50	299.3	800	⑧

\*With IE3 energy efficiency motor

Standard size: 1250  
Number of poles: 4



Standard size: 1250  
Number of poles: 6

