



BLAUAIR



CATALOGUE 2021

 **BLAUAIR**



CONTENTS

BLAUAIR CFH

FLOOR MOUNTED HEAT RECOVERY UNITS



FEATURES


High-efficient EC fans, back ward-curved, external rotor. Integrated plug-and-play controls.

Automatic full-size bypass. ECO-Design'18 compliant. Polystyrene plate heat exchanger. Panel filters ePM1 55%. Hinged service doors.

Optional outdoor installation with outdoor mounting kit. Web interface, MODBUS, outputs for optional DX or Hydronic cooling / heating.

Complete set of accessories: silencers, economizers, VAV, CAV, etc.

Operation by RH/CO₂/temperature/constant pressure/timer schedule.



Casing

- Double skin
- Frameless
- 40 mm mineral wool 90 kg/m³ for CFH 800-6000 and with frame 50 mm for CFH 9000
- Outer skin: zinc-aluminum
- Inner skin: zinc-aluminum
- EN1886 class: D1, T3, TB3

Heat exchanger

High-efficient counterflow heat exchanger made of profiled aluminum plates, packed with elastic heat-resistant sealant. Stainless steel drain pan on both supply and exhaust sides.

Bypass and dampers

Automatic 100 % heat exchanger bypass damper with a **Belimo actuator** provides active frost protection, free-heating and free-cooling functions. Integrated automatic external dampers with Belimo drives.

BELIMO[®]

Filters

Panel F7 class filters on both supply and exhaust.



Technical parameters

Rated air flow [m ³ /h]		800	1200	1500
EC fans	Phase/voltage [50/60 Hz/VAC]	1~200-240		
	Power/current [kW/A]	2×0.27/2.5	2×0.61/5.3	2×0.61/5.3
	Fan speed [min ⁻¹]	2800	3000	3000
	Perm. amb. temp. [°C]	-35...+50		
	Motor protection	IP54		
	Insulation class	F		
Filter exhaust/supply		ePM1 55%/ePM1 55% (ISO 16890)-F7 (EN779)		
Weight (net, without packing) [kg]		230	230	295
Housing protection class		IP34		
Sound pressure lvl @ 3m to environment [dBA]		34	35	37
Transported air temperature [°C]		-25...+40		

Rated air flow [m ³ /h]		2500	3500	5000
EC fans	Phase/voltage [50/60 Hz/VAC]	1~200/277	3~380/480	3~380/480
	Power/current [kW/A]	2×0.835/6.9	2×1.15/3.6	2×1.33/4.25
	Fan speed [min ⁻¹]	3000	2400	1350
	Perm. amb. temp. [°C]	-35...+50		
	Motor protection	IP54		
	Insulation class	F		
Filter exhaust/supply		ePM1 55%/ePM1 55% (ISO 16890)-F7 (EN779)		
Weight (net, without packing) [kg]		295	420	628
Housing protection class		IP34		
Sound pressure lvl @ 3m to environment [dBA]		37	35	32
Transported air temperature [°C]		-25...+40		

Rated air flow [m ³ /h]		6000	9000
EC fans	Phase/voltage [50/60 Hz/VAC]	3~380/480	3~380/480
	Power/current [kW/A]	2×2.65/8.5	2×2.65/8.5
	Fan speed [min ⁻¹]	1700	1700
	Perm. amb. temp. [°C]	-35...+50	
	Motor protection	IP54	
	Insulation class	F	
Filter exhaust/supply		ePM1 55%/ePM1 55% (ISO 16890)-F7 (EN779)	
Weight (net, without packing) [kg]		628	1400
Housing protection class		IP34	
Sound pressure lvl @ 3m to environment [dBA]		32	32
Transported air temperature [°C]		-25...+40	

BLAUAIR CFP

CEILING MOUNTED HEAT RECOVERY UNITS



FEATURES

High-efficient EC fans, backward-curved, external rotor. Integrated plug-and-play controls.

Automatic full-size bypass. ECO-Design'18 compliant. Polystyrene plate heat exchanger. Panel filters ePM1 55%. Removable service doors.

Optional outdoor installation with outdoor mounting kit for CFP 5000-6000.

Web interface, MODBUS, outputs for optional DX or Hydronic cooling/ heating.

Complete set of accessories: silencers, economizers, VAV, CAV, etc.

Operation by RH/CO₂/temperature/ constant pressure/timer schedule.



Casing

- Double skin
- Frameless
- 40 mm mineral wool 90 kg/m³ for CFP 500-3500 and with frame 50 mm for CFP 5000-6000
- Outer skin: zinc-aluminum
- Inner skin: zinc-aluminum
- EN1886 class: D1, T3, TB3

Heat exchanger

High-efficient counterflow heat exchanger made of profiled aluminum plates, packed with elastic heat-resistant sealant. Stainless steel drain pan on both supply and exhaust sides.

Bypass and dampers

Automatic 100 % heat exchanger bypass damper with a **Belimo actuator** provides active frost protection, free-heating and free-cooling functions. Integrated automatic external dampers with Belimo drives.

BELIMO[®]

Filters

Panel F7 class filters on both supply and exhaust.



Technical parameters

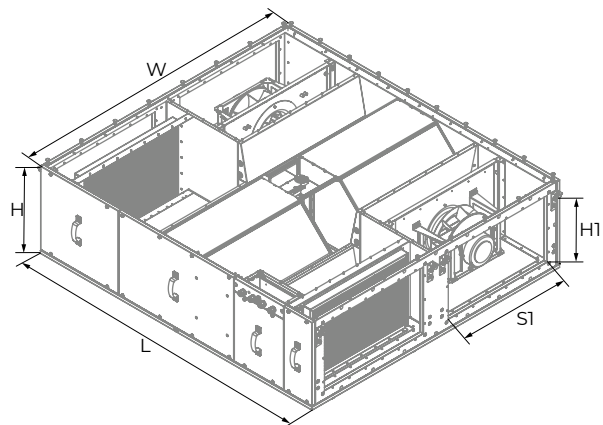
Rated air flow [m ³ /h]		500	700	1000
EC fans	Phase/voltage [50/60 Hz/VAC]	1~200-240		
	Power/current [kW/A]	2×0.083/0.75	2×0.169/1.75	2×0.23/2.3
	Fan speed [min ⁻¹]	3200	4120	3200
	Perm. amb. temp [°C]	-35...+50		
	Motor protection	IP54		
	Insulation class	F		
	Transported air temperature [°C]	-25...+40		
Filter exhaust/supply	ePM1 55%/ePM1 55% (ISO 16890)-F7 (EN779)			
Weight (net, without packing) [kg]	82	85	120	
Housing protection class	IP34			
Sound pressure lvl @ 3m to environment [dBA]	32	33	35	

Rated air flow [m ³ /h]		1500	2500	3500
EC fans	Phase/voltage [50/60 Hz/VAC]	1~200/277	1~200/277	3~380/480
	Power/current [kW/A]	2×0.46/3.0	2×0.74/3.75	2×1.14/1.8
	Fan speed [min ⁻¹]	2848	2640	2400
	Perm. amb. temp [°C]	-35...+50		
	Motor protection	IP54		
	Insulation class	F		
	Transported air temperature [°C]	-25...+40		
Filter exhaust/supply	ePM1 55%/ePM1 55% (ISO 16890)-F7 (EN779)			
Weight (net, without packing) [kg]	270	290	320	
Housing protection class	IP34			
Sound pressure lvl @ 3m to environment [dBA]	32	34	35	

Rated air flow [m ³ /h]		5000	6000
EC fans	Phase/voltage [50/60 Hz/VAC]	3~380/480	3~380/480
	Power/current [kW/A]	2×1.32/4.25	2×2.65/8.5
	Fan speed [min ⁻¹]	1350	1700
	Perm. amb. temp [°C]	-35...+50	
	Motor protection	IP54	
	Insulation class	F	
	Transported air temperature [°C]	-25...+40	
Filter exhaust/supply	ePM1 55%/ePM1 55% (ISO 16890)-F7 (EN779)		
Weight (net, without packing) [kg]	685	685	
Housing protection class	IP34		
Sound pressure lvl @ 3m to environment [dBA]	34	35	

Overall dimensions [mm]


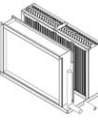

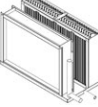
	L	W	H	H1	S1
CFP 500	1500	1080	360	250	–
CFP 700	1500	1080	360	250	–
CFP 1000	1800	1440	380	250	500
CFP 1500	1646	1500	480	350	600
CFP 2500	1646	1500	480	350	600
CFP 3500	1880	1500	630	350	600
CFP 5000	2900	1900	1000	500	800
CFP 6000	2900	1900	1000	500	800



Connectors and adapters

	Size [mm]		
	Flexible connection	Damper	Adapter
CFP 500/CFP 700	Ø 250	Ø 250	Ø 250/400×200
CFP 1000	Ø 315	Ø 315	Ø 315/500×250
CFP 1500/CFP 2500	600×350	600×350	600×350/Ø 315
CFP 3500	600×350	600×350	600×350/Ø 315
CFP 5000/CFP 6000	800×500	800×500	–

Additional coil sections for CFP 500-6000

				500	700	1000	1500	2500	3500	5000	6000
Water heater		HW-2	L [mm]	350	350	350	360	360	360	350	350
Water cooler		CW-3	L [mm]	425	425	540	505	505	505	505	505
Electric heater		HE	L [mm]	306	306	306	220	220	220	505	505
DX cooler		CDX-3	L [mm]	425	425	540	505	505	505	505	505

BLAUAIR CFV

FLOOR MOUNTED HEAT RECOVERY UNITS



FEATURES


High-efficient EC fans, backward-curved, external rotor. Integrated plug-and-play controls.

Automatic full-size bypass. ECO-Design'18 compliant. Polystyrene plate heat exchanger. Panel filters ePM1 55%. Hinged service doors.

Optional outdoor installation with outdoor mounting kit. Web interface, MODBUS, outputs for optional DX or Hydronic cooling / heating.

Complete set of accessories: silencers, economizers, VAV, CAV, etc.

Operation by RH/CO₂/temperature/constant pressure/timer schedule.



Casing

- Double skin
- Frameless
- 40 mm mineral wool 90 kg/m³
- Outer skin: zinc-aluminum
- Inner skin: zinc-aluminum
- EN1886 class: D1, T3, TB3

Heat exchanger

High-efficient counterflow heat exchanger made of profiled aluminum plates, packed with elastic heat-resistant sealant. Stainless steel drain pan on both supply and exhaust sides.

Bypass and dampers

Automatic 100 % heat exchanger bypass damper with a **Belimo actuator** provides active frost protection, free-heating and free-cooling functions. Integrated automatic external dampers with Belimo drives.

BELIMO[®]

Filters

Panel F7 class filters on both supply and exhaust.

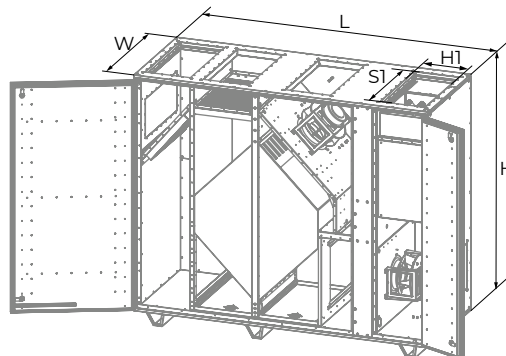
Technical parameters

Rated air flow [m ³ /h]		1500	2500	3500
EC fans	Phase/voltage [50/60 Hz/VAC]	1~200-240	1~200/277	3~380/480
	Power/current [kW/A]	2×0.53/4.8	2×0.75/6.8	2×1.15/3.6
	Fan speed [min ⁻¹]	3000	3000	2400
	Perm. amb. temp. [°C]	-35...+50		
	Motor protection	IP54		
	Insulation class	F		
Filter exhaust/supply		ePM1 55%/ePM1 55% (ISO 16890)-F7 (EN779)		
Weight (net, without packing) [kg]		307	307	515
Housing protection class		IP34		
Sound pressure lvl @ 3m to environment [dBA]		28	30	34
Transported air temperature [°C]		-25...+40		

Rated air flow [m ³ /h]		5000	6000
EC fans	Phase/voltage [50/60 Hz/VAC]	3~380/480	3~380/480
	Power/current [kW/A]	2×1.32/4.25	2×2.6/8.5
	Fan speed [min ⁻¹]	1350	1700
	Perm. amb. temp. [°C]	-35...+50	
	Motor protection	IP54	
	Insulation class	F	
Filter exhaust/supply		ePM1 55%/ePM1 55% (ISO 16890)-F7 (EN779)	
Weight (net, without packing) [kg]		715	715
Housing protection class		IP34	
Sound pressure lvl @ 3m to environment [dBA]		32	34
Transported air temperature [°C]		-25...+40	

Overall dimensions [mm]

	L	W	H	H1	S1
CFV 1500	1950	750	1550	300	600
CFV 2500	1950	750	1550	300	600
CFV 3500	1300	1260	1290	300	600
CFV 5000	2330	1390	1800	400	1000
CFV 6000	2330	1390	1800	400	1000



Connectors and adapters

	Size [mm]		
	Flexible connection	Damper	Adapter
CFV 1500/CFV 2500	600×300	600×300	600×300/600×350
CFV 3500	600×300	600×300	600×300/600×350
CFV 5000/CFV 6000	1000×400	1000×400	1000×400/1000×500

Additional coil sections for CFV 1500-6000

				1500	2500	3500	5000	6000
Water cooler		CW-3	W×H [mm]	600×350	600×350	600×350	1000×500	1000×500
DX cooler		CDX-3	W×H [mm]	600×350	600×350	600×350	1000×500	1000×500

BLAUAIR RH

FLOOR MOUNTED HEAT RECOVERY UNITS



FEATURES

High-efficient EC fans, backward-curved, external rotor. Integrated plug-and-play controls.

High-efficient rotary heat exchanger of two types: condensing (aluminum) type and enthalpy type.

Optional outdoor installation with outdoor mounting kit. Web interface, MODBUS, outputs for optional DX or Hydronic cooling/heating.

Complete set of accessories: silencers, economizers, VAV, CAV, etc.

Operation by RH/CO₂/temperature/constant pressure/timer schedule.



Casing

- Double skin
- Frameless
- 40 mm mineral wool 90 kg/m³ for RH 800-6000 and with frame 50 mm for RH 9000
- Outer skin: zinc-aluminium
- Inner skin: zinc-aluminium
- EN1886 class: D1, T3, TB3

Heat exchanger

High-efficient rotary heat exchanger is available in two types:

- Condensing (aluminum) type – standard;
- Enthalpy type for hot and humid areas – optional.

Bypass and dampers

Integrated automatic external dampers with **Belimo** drives. Included in units starting from 1500.

BELIMO[®]

Filters

Panel F7 class filters on both supply and exhaust.

Technical parameters

Rated air flow [m ³ /h]		800	1200	1500
EC fans	Phase/voltage [50/60 Hz/VAC]	1~200-240		
	Power/current [kW/A]	2×0.27/2.5	2×0.61/5.3	2×0.61/5.3
	Fan speed [min ⁻¹]	2800	3000	3000
	Perm. amb. temp. [°C]	-35...+50		
	Motor protection	IP54		
	Insulation class	F		
Transported air temperature [°C]		-25...+40		
Filter exhaust/supply		ePM1 55%/ePM1 55% (ISO 16890)-F7 (EN779)		
Weight (net, without packing) [kg]		190	190	248
Housing protection class		IP34		
Sound pressure lvl @ 3m to environment [dBA]		34	35	37

Rated air flow [m ³ /h]		2500	3500	5000
EC fans	Phase/voltage [50/60 Hz/VAC]	1~200/277	3~380/480	3~380/480
	Power/current [kW/A]	2×0.835/7.6	2×1.23/3.95	2×1.41/3.95
	Fan speed [min ⁻¹]	3000	2400	1350
	Perm. amb. temp. [°C]	-35...+50		
	Motor protection	IP54		
	Insulation class	F		
Transported air temperature [°C]		-25...+40		
Filter exhaust/supply		ePM1 55%/ePM1 55% (ISO 16890)-F7 (EN779)		
Weight (net, without packing) [kg]		248	328	559
Housing protection class		IP34		
Sound pressure lvl @ 3m to environment [dBA]		37	35	32

Rated air flow [m ³ /h]		6000	9000
EC fans	Phase/voltage [50/60 Hz/VAC]	3~380/480	3~380/480
	Power/current [kW/A]	2×2.74/8.8	2×2.74/8.8
	Fan speed [min ⁻¹]	1700	1700
	Perm. amb. temp. [°C]	-35...+50	
	Motor protection	IP54	
	Insulation class	F	
Transported air temperature [°C]		-25...+40	
Filter exhaust/supply		ePM1 55%/ePM1 55% (ISO 16890)-F7 (EN779)	
Weight (net, without packing) [kg]		559	930
Housing protection class		IP34	
Sound pressure lvl @ 3m to environment [dBA]		32	32

BLAUAIR RV

FLOOR MOUNTED HEAT RECOVERY UNITS



FEATURES


High-efficient EC fans, backward-curved, external rotor. Integrated plug-and-play controls.

Automatic full-size bypass. ECO-Design'18 compliant. Polystyrene plate heat exchanger. Panel filters ePM1 55%. Hinged service doors.

Optional outdoor installation with outdoor mounting kit. Web interface, MODBUS, outputs for optional DX or Hydronic cooling / heating.

Complete set of accessories: silencers, economizers, VAV, CAV, etc.

Operation by RH/CO₂/temperature/constant pressure/timer schedule.



Casing

- Double skin
- Frameless
- 40 mm mineral wool 90 kg/m³ for RV 800-6000
- Outer skin: zinc-aluminum
- Inner skin: zinc-aluminum
- EN1886 class: D1, T3, TB3

Heat exchanger

High-efficient rotary heat exchanger is available in two types:

- Condensing (aluminum) type – standard;
- Enthalpy type for hot and humid areas – optional.

Bypass and dampers

Integrated automatic external dampers with **Belimo** drives. Included in units starting from 1500.

BELIMO[®]

Filters

Panel F7 class filters on both supply and exhaust.

Technical parameters

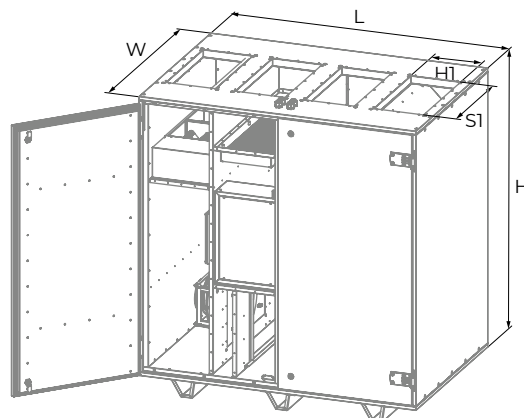
Rated air flow [m ³ /h]		800	1200	1500
EC fans	Phase/voltage [50/60 Hz/VAC]	1~200-240		
	Power/current [kW/A]	2×0.28/2.5	2×0.61/5.6	2×0.61/5.6
	Fan speed [min ⁻¹]	2800	3000	3000
	Perm. amb. temp. [°C]	-35...+50		
	Motor protection	IP54		
	Insulation class	F		
Filter exhaust/supply		ePM1 55%/ePM1 55% (ISO 16890)-F7 (EN779)		
Weight (net, without packing) [kg]		270	270	307
Housing protection class		IP34		
Sound pressure lvl @ 3m to environment [dBA]		34	35	37
Transported air temperature [°C]		-25...+40		

Rated air flow [m ³ /h]		2500	3500
EC fans	Phase/voltage [50/60 Hz/VAC]	1~200/277	3~380/480
	Power/current [kW/A]	2×0.84/7.6	2×1.24/3.95
	Fan speed [min ⁻¹]	3000	2400
	Perm. amb. temp. [°C]	-35...+50	
	Motor protection	IP54	
	Insulation class	F	
Filter exhaust/supply		ePM1 55%/ePM1 55% (ISO 16890)-F7 (EN779)	
Weight (net, without packing) [kg]		307	405
Housing protection class		IP34	
Sound pressure lvl @ 3m to environment [dBA]		37	35
Transported air temperature [°C]		-25...+40	

Rated air flow [m ³ /h]		5000	6000
EC fans	Phase/voltage [50/60 Hz/VAC]	3~380/480	
	Power/current [kW/A]	2×1.42/4.53	2×2.74/8.8
	Fan speed [min ⁻¹]	1350	1700
	Perm. amb. temp. [°C]	-35...+50	
	Motor protection	IP54	
	Insulation class	F	
Filter exhaust/supply		ePM1 55%/ePM1 55% (ISO 16890)-F7 (EN779)	
Weight (net, without packing) [kg]		715	715
Housing protection class		IP34	
Sound pressure lvl @ 3m to environment [dBA]		32	32
Transported air temperature [°C]		-25...+40	

Overall dimensions [mm]

	L	W	H	H1	S1
RV 800	1140	785	1250	Ø 250	–
RV 1200	1140	785	1250	Ø 250	–
RV 1500	1400	960	1400	250	500
RV 2500	1400	960	1400	250	500
RV 3500	1600	1290	1860	300	600
RV 5000	1910	1390	2090	500	1000
RV 6000	1910	1390	2090	500	1000

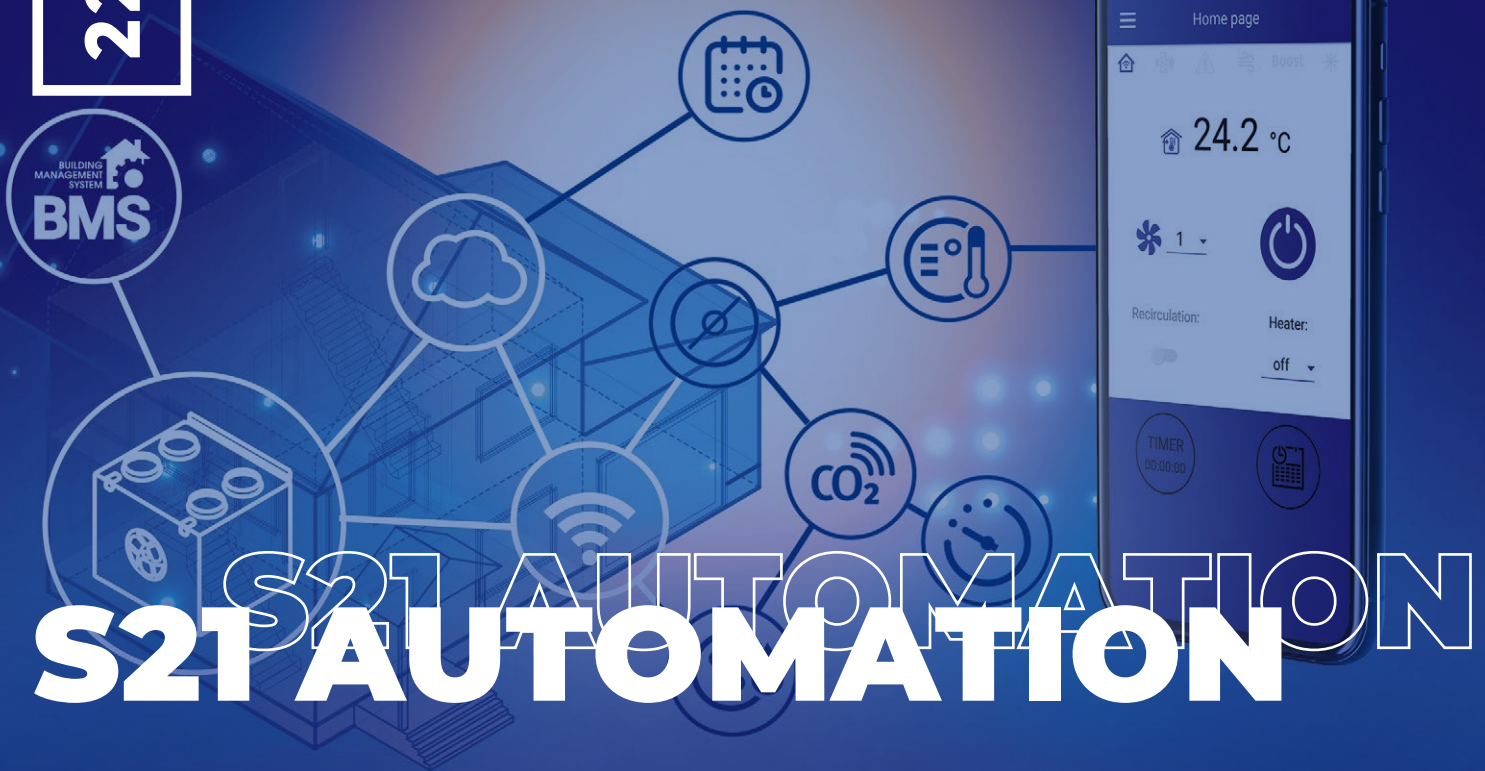


Connectors and adapters

	Size [mm]		
	Flexible connection	Damper	Adapter
RV 800/RV 1200	Ø 250	Ø 250	Ø 250/500×250
RV 1500/RV 2500	500×250	500×250	500×250/600×350
RV 3500	600×300	600×300	600×300/600×350
RV 5000/RV 6000	1000×350	1000×350	1000×350/1000×500

Additional coil sections for RV 800-6000

				800	1200	1500	2500	3500	5000	6000
Water cooler		CW-3	H×W [mm]	500×250	500×250	600×350	600×350	600×350	1000×500	1000×500
DX cooler		CDX-3	H×W [mm]	500×250	500×250	600×350	600×350	600×350	1000×500	1000×500



Control and automation


The **BlauAir S21** units are equipped with an integrated automation system. The remote control panel is not included in the delivery set (sold separately).

The S21 controller allows integrating the unit into the **Smart Home** system or **BMS (Building Management System)**.

The unit can be controlled by the **Blaubeberg AHU** mobile application via Wi-Fi.






Download the Blaubeberg AHU app for Android



Download the Blaubeberg AHU app for iOS



Functions	
Unit control via Wi-Fi using a mobile application	+
Unit control via a wired remote control panel	 <p>S22 control panel (option)</p>
Unit control via a wireless remote control panel	 <p>S22 Wi-Fi control panel (option)</p>
Unit control via a remote wired LCD control panel	 <p>S25 control panel (option)</p>
BMS (Building Management System)	RS-485
	Wi-Fi
	Ethernet
	MODBUS (RTU, TCP)
Blauberg Cloud Server service	+
Speed selection	+
Filter replacement indication	by filter timer
	by filter clogging differential pressure switch
Alarm indication	full alarm description in the mobile application
Week-scheduled operation	+
Bypass	automatic
	manual
Timer	+
Boost mode	+
Fireplace mode	+
Freeze protection	through cyclic stops of the supply fan
	through preheating (option)
Reheater connection	option
Cooler connection	option
Minimum supply air temperature control	+
Humidity control	option
CO ₂ control	option
VOC control	option
PM2.5 control	option
Fire alarm sensor connection	option



Select the unit online in a few clicks
and get full technical data at
blaubergselector.com



blaubergventilatoren.de

Blauberg Ventilatoren GmbH
Aidenbachstr. 52
D-81379 Munich
info@blaubergventilatoren.de

Technical changes reserved.
Illustrations and texts are non-binding.

07|2021

