

BLAUBOX ME PRO

Supply ventilation units

Features

- Ventilation units for efficient supply ventilation in various premises.
- Controllable air supply, heating and filtration.
- Compatible with 400x200 up to 600x350 mm rectangular air ducts.



Air flow:
up to 3500 m³/h
972 l/s

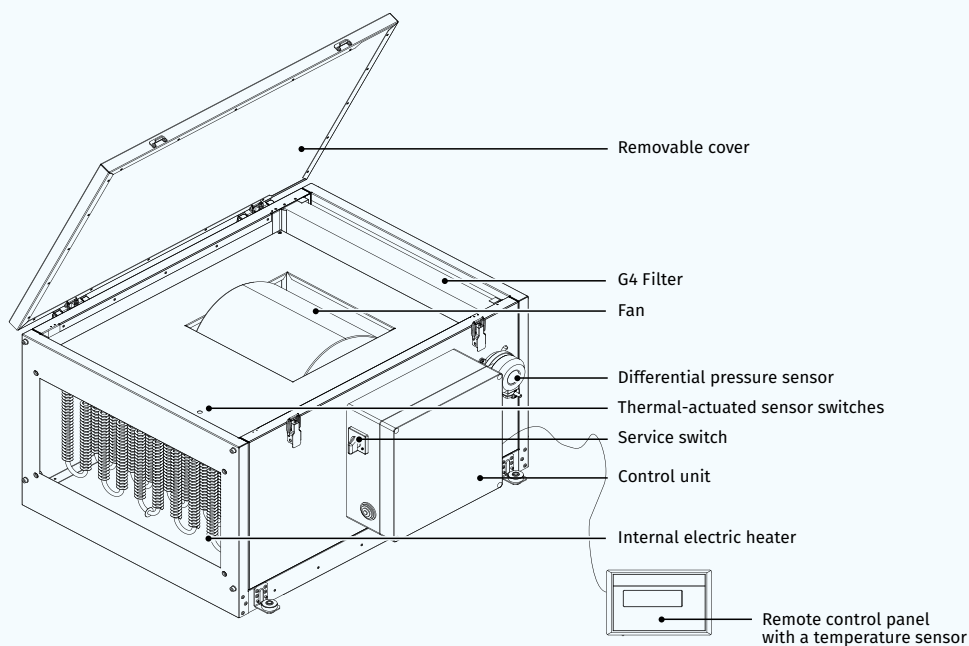


Design

- The casing is made of double-skinned aluzinc panels, internally filled with mineral wool layer of 25 mm for heat- and sound-insulation.
- The mounting brackets with anti-vibration rubber mounts on the casing bottom ensure easy installation.
- The hinged panel of the casing ensures easy access to the internals for cleaning, filter replacement and other maintenance operations.

Fans

- Asynchronous external rotor motor and centrifugal double-inlet impeller with forward curved blades is used for air supply.
- Single- or three-phase motor modification depending on the fan model type.
- Integrated motor overheating protection with automatic restart.
- Dynamically balanced impeller.
- Equipped with ball bearings for longer service life.
- Reliable and quiet operation.



Air heater

- The unit is equipped with an electric heater for operation during cold seasons at low outside temperature.
- The heating elements are extra ribbed for larger heat exchange surface.
- Two integrated overheat protection thermostats, one actuated at +60 °C with automatic restart and the other one actuated at +90 °C with manual restart.

Air filtration

- The built-in G4 supply filter provides air filtration.

Control and automation

- The unit incorporates an integrated control system with a wall-mounted control panel and LCD display.
- The standard delivery set includes a 10 m cable for connection of the unit and the control panel.

Control panel functions:

- Activating/deactivating the unit.
- Setting low, medium and high speeds for the supply fan as well as air flow control.
- Setting and maintaining supply air temperature.
- Setting or week-scheduled operation of the unit.

Automation functions:

- Filter clogging control with a differential pressure switch.
- Overheating protection of the electric heating elements.
- Disabling heater activation during the fan shutoff.

Mounting

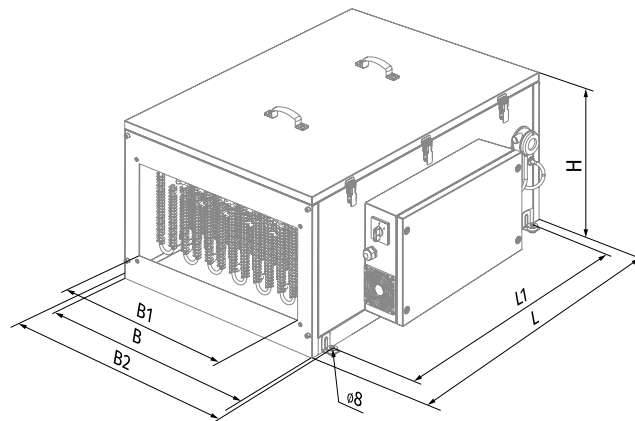
- The unit is suitable for indoor mounting on the floor, ceiling mounting or wall mounting with fixing brackets in any mounting position except for the vertical one with air flow downwards.
- The correct mounted unit must provide free access to the hinged panel for servicing and filter replacement.

Designation key

Series	Casing modification	Heater type	Rated air flow [m³/h]	Electric heater power [kW]	Control
BLAUBOX	M: single-block unit	E: electric heater	800; 1200; 2000; 2500; 3200; 3500	3.3; 9.9; 18; 25.2	Pro: with control panel

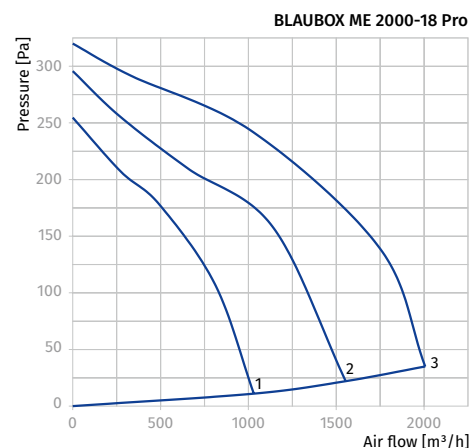
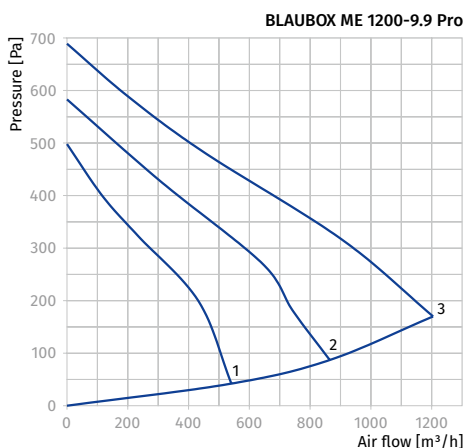
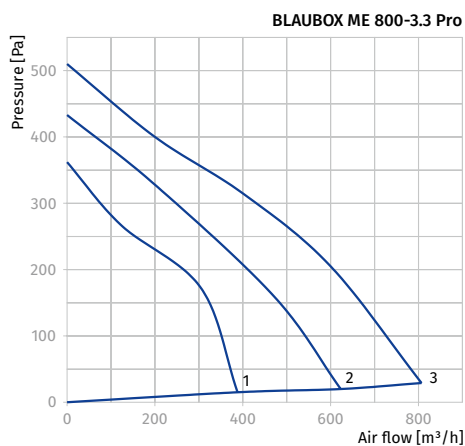
Overall dimensions [mm]

Model	B	B1	B2	H	L	L1
BLAUBOX ME 800-3.3 Pro	500	400	549	352	650	530
BLAUBOX ME 1200-9.9 Pro	500	400	549	352	650	530
BLAUBOX ME 2000-18 Pro	600	500	649	480	800	680
BLAUBOX ME 2500-18 Pro	600	500	649	480	800	680
BLAUBOX ME 3200-25.2 Pro	710	600	759	530	1000	880
BLAUBOX ME 3500-25.2 Pro	710	600	759	530	1000	880

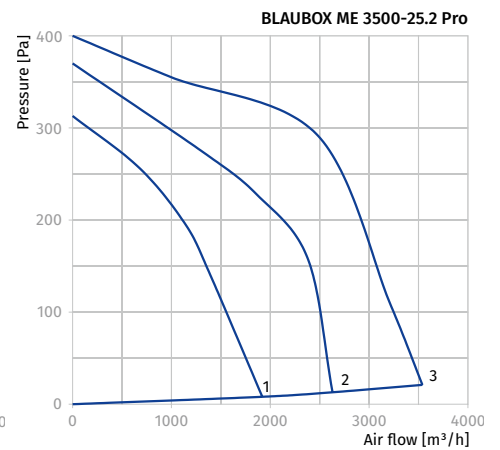
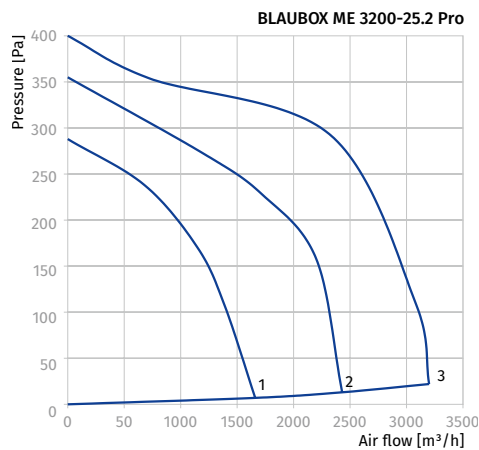
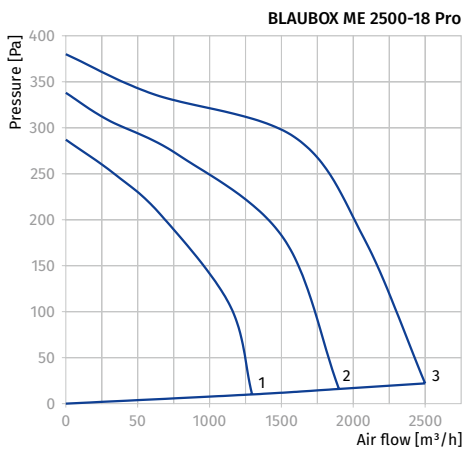


Technical data

Parameters	BLAUBOX ME 800-3.3 Pro	BLAUBOX ME 1200-9.9 Pro	BLAUBOX ME 2000-18 Pro
Voltage [V / 50 Hz]	1 ~ 230	3 ~ 400	3 ~ 400
Max. power without electric heater [kW]	0.245	0.410	0.49
Max. current without electric heater [A]	1.08	1.8	2.15
Max. power with electric heater [kW]	3.55	9.94	18.49
Max. current with electric heater [A]	15.38	16.1	28.15
Electric heater power [kW]	3.3	9.9	18.0
Electric heater current [A]	14.3	14.3	26.0
Maximum air flow [m ³ /h (l/s)]	800 (222)	1200 (333)	2000 (556)
RPM [min ⁻¹]	1650	1850	1100
Sound pressure level at 3 m [dBA]	35	38	40
Transported air temperature [°C]	-25...+40	-25...+40	-25...+40
Casing material	aluzinc	aluzinc	aluzinc
Insulation	25 mm mineral wool	25 mm mineral wool	25 mm mineral wool
Filter	G4	G4	G4
Connected air duct size [mm]	400x200	400x200	500x250
Weight [kg]	36.2	38.9	61.5
SEC class	D	-	-
ErP	2016, 2018	2016, 2018	2016, 2018



Parameters	BLAUBOX ME 2500-18 Pro	BLAUBOX ME 3200-25.2 Pro	BLAUBOX ME 3500-25.2 Pro
Voltage [V / 50 Hz]	3 ~ 400	3 ~ 400Y	3 ~ 400Y
Max. power without electric heater [kW]	0.65	1.27	1.27
Max. current without electric heater [A]	2.84	2.3	2.3
Max. power with electric heater [kW]	18.65	26.47	26.47
Max. current with electric heater [A]	28.84	38.7	38.7
Electric heater power [kW]	18.0	25.2	25.2
Electric heater current [A]	26.0	36.4	36.4
Maximum air flow [m³/h (l/s)]	2500 (695)	3200 (889)	3500 (972)
RPM [min ⁻¹]	1000	1200	1200
Sound pressure level at 3 m [dBA]	45	53	53
Transported air temperature [°C]	-25...+40	-25...+40	-25...+40
Casing material	aluzinc	aluzinc	aluzinc
Insulation	25 mm mineral wool	25 mm mineral wool	25 mm mineral wool
Filter	G4	G4	G4
Connected air duct size [mm]	500x300	600x300	600x350
Weight [kg]	62	69.4	69.3
SEC class	-	-	-
ErP	2016, 2018	2016, 2018	2016, 2018



Accessories

		BLAUBOX ME 800-3.3 Pro	BLAUBOX ME 1200-9.9 Pro	BLAUBOX ME 2000-18 Pro	BLAUBOX ME 2500-18 Pro	BLAUBOX ME 3200-25.2 Pro	BLAUBOX ME 3500-25.2 Pro
G4 panel filter		FP 442x275x47 G4	FP 442x275x47 G4	FP 545x390x47 G4	FP 545x390x47 G4	FP 653x440x47 G4	FP 653x440x47 G4
Silencer		SD 40x20	SD 40x20	SD 50x25	SD 50x30	SD 60x30	SD 60x35
Duct cooling unit		KFK 40x20-3	KFK 40x20-3	KFK 50x25-3	KFK 50x30-3	KFK 60x30-3	KFK 60x35-3
Air flow dampers		SL 40x20	SL 40x20	SL 50x25	SL 50x30	SL 60x30	SL 60x35
Flexible anti-vibration connector		EVA 40x20	EVA 40x20	EVA 50x25	EVA 50x30	EVA 60x30	EVA 60x35
Air damper electric actuator		LF230	LF230	LF230	LF230	LF230	LF230
Air damper electric actuator		TF230	TF230	TF230	TF230	TF230	TF230