

BRAVO

CLASSIC MODELS

Features



- Wall and ceiling mounting
- Low-noise impeller
- Easy maintenance
- Continuous operation
- Backdraft damper
- Ball bearing motor
- Available in chrome (Bravo Chrome) and platinum (Bravo Platinum) decorations
- 5 year warranty



Air flow:
up to 305 m³/h
85 l/s



Power:
from 14 W
SFP:
from 0.28 W/l/s



Noise level:
from 35 dBA



Chrome



Platinum

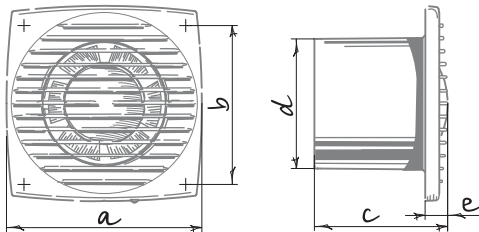
Options



Model	Bravo 100/125/150					
	S	T	ST	H	SH	IR
Option						
Pull-cord switch	•		•		•	
Timer		•	•	•	•	
Humidity sensor				•	•	
Motion sensor						•

- Turn-off delay adjustable from 2 to 30 min.
- Humidity setpoint adjustable from 60 % up to 90 %.
- Detection range from 1 up to 4 m.
- Detection angle up to 100°.

Overall dimensions and mounting



Dimensions [mm]	a	b	c	∅ d	e
Bravo 100	150	122	102	100	17
Bravo 125	176	144	104	125	17
Bravo 150	205	174	124	150	19

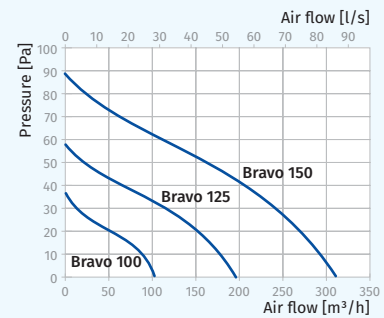


Designation key

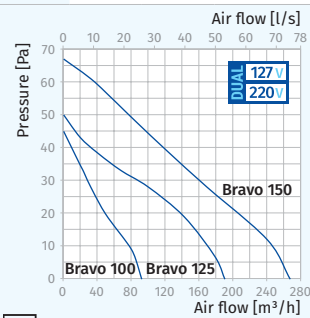
Bravo	Chrome	100	S	Bivolt
Model	Color	Spigot diameter	Option	Voltage

Technical data

Model	Bravo 100	Bravo 125	Bravo 150
Voltage [V/Hz]	220-240/50	220-240/50	220-240/50
Power [W]	14	16	24
Current [A]	0.085	0.1	0.13
RPM [min ⁻¹]	2300	2400	2400
Air flow [m ³ /h (l/s)]	101 (28)	192 (53)	305 (85)
SFP [W/l/s]	0.5	0.3	0.28
Noise level [dBA]	35	37	39



Model	Bravo 100 Bivolt	Bravo 125 Bivolt	Bravo 150 Bivolt
Voltage [V/Hz]	127/60	220/60	127/60
Power [W]	10	9	16
Current [A]	0.115	0.054	0.119
RPM [min ⁻¹]	2500	2500	2400
Air flow [m ³ /h (l/s)]	91 (25)	91 (25)	189 (53)
SFP [W/l/s]	0.4	0.36	0.3
Noise level [dBA]	33	33	34



Accessories

Duct system	Flexible air ducts	Grilles and hoods	Speed controllers	Clamps
BlauPlast	BlauFlex	Decor, GM	CDT E1.8 MCD 60/0.3	K, KZ