

Box-R

Inline centrifugal fans

Use

- Supply and extract ventilation systems installed in small premises.
- High-pressure inline fan for ventilation systems installed in multi-level buildings and premises.
- Mounting in limited space.
- For multiport extract ventilation from several premises.
- Compatible with Ø 80 up to 200 mm round air ducts.




Air flow:
up to 783 m³/h
218 l/s



Power:
from 20 W



Noise level:
from 32 dBA



Design

- Steel supercompact casing covered with special polymer coating.
- Minimum casing height is only 90 mm.
- Aerodynamically shaped casing.
- External terminal block for power supply.
- Swivel cover provides easy access to the motor.
- Various casing modifications include from 1 to 6 inlet spigots.
- The connection spigots are equipped with rubber seals.

Motor

- Single-phase electric motor (1, 2, or 3 speeds) with an external rotor and a centrifugal impeller with forward-curved blades made from galvanised steel
- Equipped with ball bearings for longer service life.
- Integrated thermal protection with automatic restart.
- Dynamically balanced impeller.

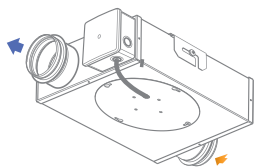
Speed control

- In single-speed models stepped speed control is provided by means of an external thyristor or autotransformer controller (sold separately).
- The **V2** models are regulated by an external **CDP-2/5** or **CDP-2/10** switch (sold separately).
- The **V3** models are regulated by an external **CDP-3/5** switch (sold separately).

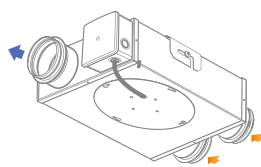
Mounting

- Due to compact design the fan is the ideal solution for mounting in limited spaces, including the space behind false ceiling.
- Any mounting position.
- Wall or ceiling mounting with a fixing bracket supplied as a standard.
- Flexible air ducts are fixed on the fan spigots with clamps.

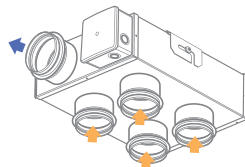
Modifications



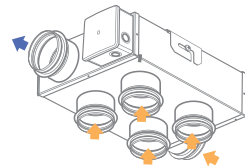
1 inlet pipe
Ø 80 or 100 mm



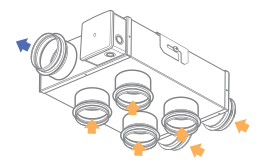
2 inlet pipes
Ø 80 or 100 mm



4 inlet pipes
Ø 80 or 100 mm



5 inlet pipes
Ø 80 or 100 mm



6 inlet pipes
Ø 80 or 100 mm

Designation key

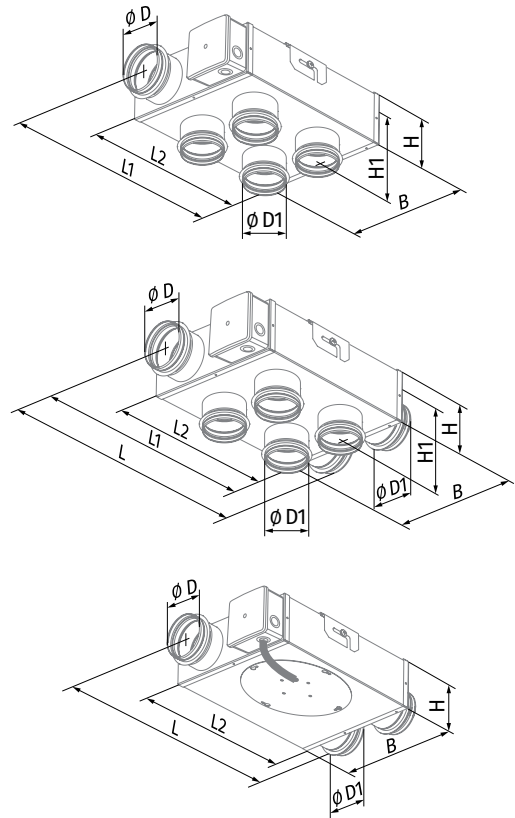
Series	Outlet spigot diameter [mm]	Inlet spigot diameter [mm]	Number of inlet spigots	Motor modifications
Box-R	80; 100; 125; 150; 200	/ 80; 100; 125; 150; 200	x _: (1 by default); 2; 4; 5; 6	_: single-speed motor V2 : two-speed motor V3 : three-speed motor max : high-powered motor

Accessories

Backdraft air dampers	Air dampers	Clamps	Temperature controllers	Speed controllers	Timers/Sensors
VRV	VK / VKA	K	MLCD E2	CDP	TE(TI) / HSE(HSI) / LSE(LSI) / IRSE(IRSI)

Overall dimensions [mm]

Type	∅ D	∅ D1	B	H	H1	L	L1	L2	Weight [kg]
Box-R 80 V3	79	79	260	90	-	352	-	253	3.2
Box-R 80/80x2 V3	79	2x79	260	90	-	352	-	253	3.1
Box-R 80/80x4 V3	79	2x79	260	90	150	-	302	253	3.4
Box-R 80/80x5 V3	79	5x79	260	90	150	352	-	253	3.5
Box-R 80/80x6 V3	79	6x79	260	90	150	352	-	253	3.6
Box-R 100 V3	99	99	260	110	-	352	-	253	3.2
Box-R 100/80x2 V3	99	2x79	260	110	-	352	-	253	3.1
Box-R 100/80x4 V3	99	4x79	260	110	170	-	302	253	3.1
Box-R 100/80x5 V3	99	5x79	260	110	170	352	-	253	3.7
Box-R 100/80x6 V3	99	6x79	260	110	150	352	-	253	3.6
Box-R 100/100x2 V3	99	2x99	260	110	-	352	-	253	3.1
Box-R 100/100x4 V3	99	4x99	260	110	170	-	302	253	3.4
Box-R 100/100x5 V3	99	5x99	260	110	170	352	-	253	3.5
Box-R 100/100x6 V3	99	6x99	260	110	170	352	-	253	3.5
Box-R 125	124	124	270	141	-	397	-	299	5.2
Box-R 125 max	124	124	270	141	-	397	-	299	5.8
Box-R 125 V2	124	124	303	152	-	430	-	330	6.0
Box-R 150	149	149	340	207	-	447	-	350	7.1
Box-R 150 V2	149	149	340	207	-	447	-	350	7.7
Box-R 200	198	198	362	222	-	494	-	397	8.8
Box-R 200 V2	198	198	362	222	-	494	-	397	8.8



Technical data

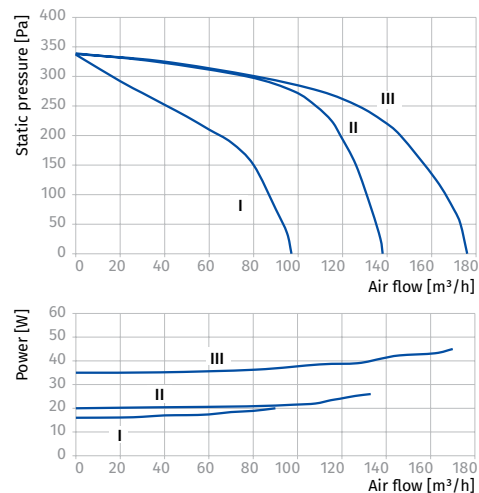
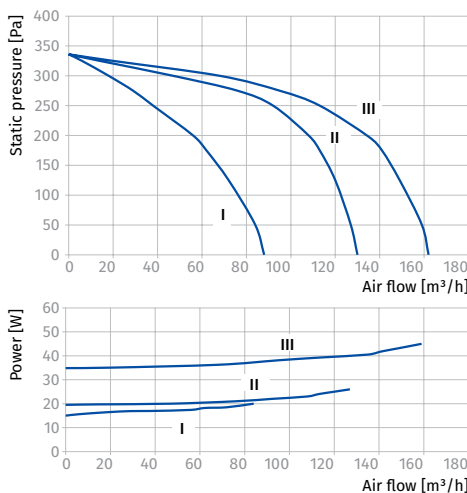
Parameters	Box-R 80 V3			Box-R 100 V3		
	I	II	III	I	II	III
Speed						
Voltage [V / 50 Hz]		1 ~ 230			1 ~ 230	
Power [W]	20	26	45	20	26	45
Current [A]	0.32	0.34	0.4	0.32	0.34	0.4
Maximum air flow [m³/h (l/s)]	88 (24)	130 (36)	162 (45)	97 (27)	138 (38)	176 (49)
RPM [min⁻¹]	1400	1800	2600	1400	1800	2600
Sound pressure at 3 m [dBA]	32	35	43	33	36	44
Max. transported air temperature [°C]		+50			+50	
SEC class		C			C	
IP rating		IPX4			IPX4	
ErP		2018			2018	

BOX-R 80 V3

Sound power level, A-weighted	Total	Octave frequency bands [Hz]							LpA 3 m	LpA 1 m	
		63	125	250	500	1000	2000	4000			8000
LWA to inlet [dBA]	74	44	62	61	36	69	69	66	58	54	64
LWA to outlet [dBA]	74	46	56	64	39	68	70	65	59	53	63
LWA to environment [dBA]	64	40	48	48	54	59	57	52	46	43	53

BOX-R 100 V3

Sound power level, A-weighted	Total	Octave frequency bands [Hz]							LpA 3 m	LpA 1 m	
		63	125	250	500	1000	2000	4000			8000
LWA to inlet [dBA]	76	45	64	62	65	70	71	67	59	55	65
LWA to outlet [dBA]	75	47	57	65	63	69	72	66	60	55	65
LWA to environment [dBA]	65	41	49	55	59	60	58	53	47	44	54



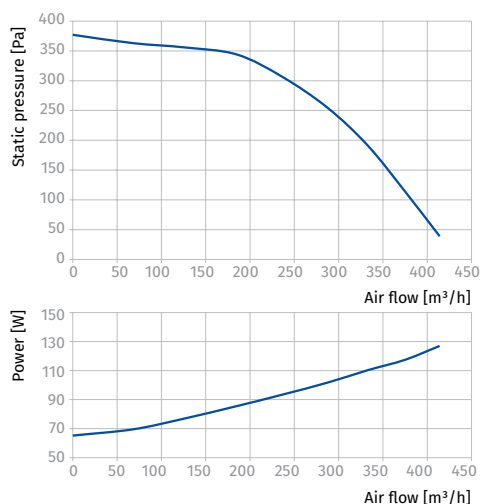
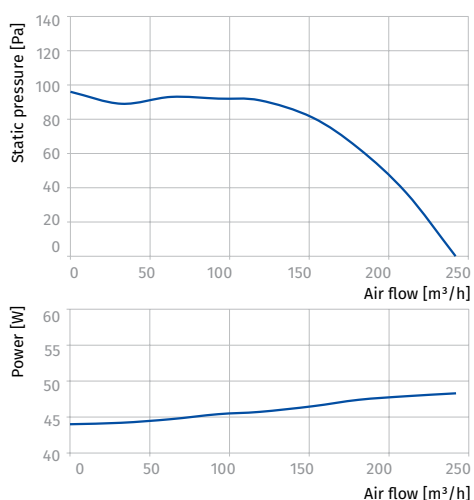
Parameters	Box-R 125	Box-R 125 max	Box-R 125 V2	
Speed	I	I	I	II
Voltage [V]	1 ~ 230	1 ~ 230	1 ~ 230	
Frequency [Hz]	50	50	50	
Power [W]	48	127	42	48
Current [A]	0.22	0.55	0.18	0.22
Maximum air flow [m ³ /h (l/s)]	242 (67)	414 (115)	220 (61)	300 (83)
RPM [min ⁻¹]	1430	2800	1960	2610
Sound pressure at 3 m [dBA]	37	47	39	45
Max. transported air temperature [°C]	+50	+50	+50	
SEC class	C	C	C	
IP rating	IPX4	IPX4	IPX4	
ErP	2018	2018	2018	

BOX-R 125

Sound power level, A-weighted	Total	Octave frequency bands [Hz]								LpA 3 m	LpA 1 m
		63	125	250	500	1000	2000	4000	8000		
LWA to inlet [dBA]	67	39	56	55	57	62	62	59	52	47	57
LWA to outlet [dBA]	67	41	50	57	55	61	63	58	53	46	56
LWA to environment [dBA]	58	36	43	48	52	53	51	47	41	37	47

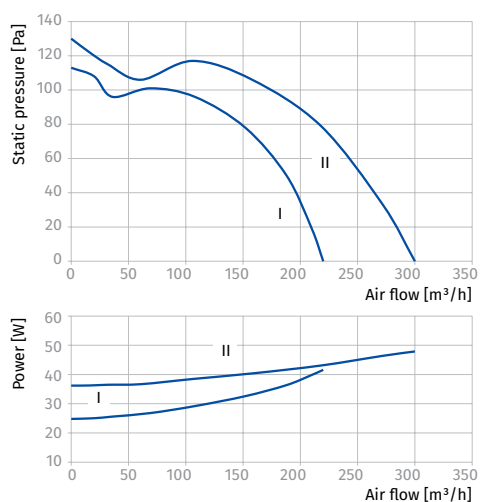
BOX-R 125 MAX

Sound power level, A-weighted	Total	Octave frequency bands [Hz]								LpA 3 m	LpA 1 m
		63	125	250	500	1000	2000	4000	8000		
LWA to inlet [dBA]	78	46	66	66	68	73	74	70	61	58	68
LWA to outlet [dBA]	79	50	62	69	66	72	76	71	63	59	69
LWA to environment [dBA]	67	42	51	57	61	62	61	56	49	47	57



BOX-R 125 V2

Sound power level, A-weighted	Total	Octave frequency bands [Hz]								LpA 3 m	LpA 1 m
		63	125	250	500	1000	2000	4000	8000		
LWA to inlet [dBA]	76	45	64	63	66	70	71	67	59	55	65
LWA to outlet [dBA]	76	47	59	66	63	69	72	68	60	55	65
LWA to environment [dBA]	65	41	50	55	59	60	59	54	47	45	55



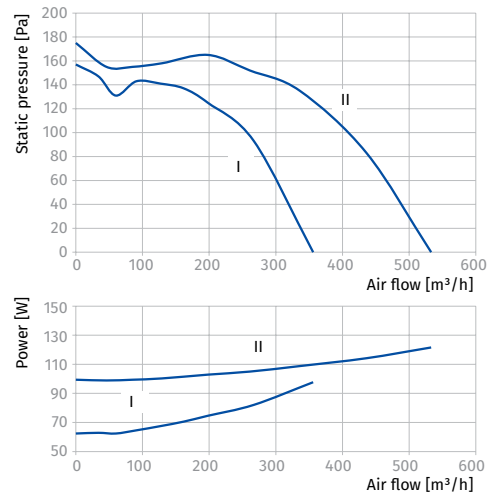
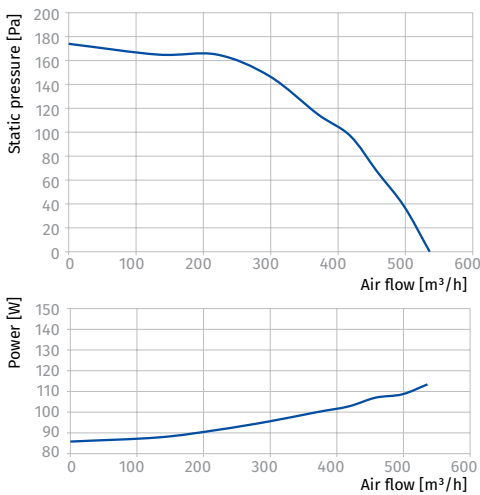
Parameters	Box-R 150	Box-R 150 V2		Box-R 200	Box-R 200 V2	
Speed	I	I	II	I	I	II
Voltage [V]	1 ~ 230	1 ~ 230		1 ~ 230	1 ~ 230	
Frequency [Hz]	50	50		50	50	
Power [W]	113	98	122	139	103	142
Current [A]	0.52	0.43	0.56	0.61	0.45	0.63
Maximum air flow [m³/h (l/s)]	536 (149)	356 (99)	533 (148)	783 (218)	460 (128)	752 (209)
RPM [min⁻¹]	1050	750	870	950	770	1200
Sound pressure at 3 m [dBA]	46	45	46	47	46	48
Max. transported air temperature [°C]	+50	+50		+50	+50	
SEC class	C	C		C	C	
IP rating	IPX4	IPX4		IPX4	IPX4	
ErP	2018	2018		2018	2018	

BOX-R 150

Sound power level, A-weighted	Total	Octave frequency bands [Hz]								LpA 3 m	LpA 1 m
		63	125	250	500	1000	2000	4000	8000		
LWA to inlet [dBA]	76	45	64	63	66	70	71	67	59	55	65
LWA to outlet [dBA]	78	48	61	67	65	71	74	70	62	57	67
LWA to environment [dBA]	66	41	50	56	60	61	60	54	48	46	56

BOX-R 150 V2

Sound power level, A-weighted	Total	Octave frequency bands [Hz]								LpA 3 m	LpA 1 m
		63	125	250	500	1000	2000	4000	8000		
LWA to inlet [dBA]	76	45	64	63	66	70	71	67	59	55	65
LWA to outlet [dBA]	77	49	59	66	65	71	73	68	62	56	66
LWA to environment [dBA]	66	42	49	55	59	61	61	56	45	46	56



BOX-R 200

Sound power level, A-weighted	Total	Octave frequency bands [Hz]								LpA 3 m	LpA 1 m
		63	125	250	500	1000	2000	4000	8000		
LWA to inlet [dBA]	79	47	67	66	69	74	75	71	62	59	69
LWA to outlet [dBA]	79	50	60	67	66	73	75	70	63	58	68
LWA to environment [dBA]	67	43	50	56	60	62	62	57	46	47	57

BOX-R 200 V2

Sound power level, A-weighted	Total	Octave frequency bands [Hz]								LpA 3 m	LpA 1 m
		63	125	250	500	1000	2000	4000	8000		
LWA to inlet [dBA]	80	48	68	67	70	75	76	71	63	60	70
LWA to outlet [dBA]	79	51	61	68	67	74	70	70	63	59	69
LWA to environment [dBA]	68	43	51	57	61	63	58	58	47	48	58

